

UTAH DIVISION OF WILDLIFE RESOURCES

BIG GAME

F I E L D R E G U L A T I O N S

◀ GUIDEBOOK ▶



2021

CONTACT US

Turn in a poacher

Phone: 1-800-662-3337

Text: 847411

Online: wildlife.utah.gov/utip

Division offices

Offices are open 8 a.m.–5 p.m.,
Monday through Friday.

Salt Lake City

1594 W North Temple
Box 146301
Salt Lake City, UT 84114-6301
801-538-4700

Central Region

1115 N Main Street
Springville, UT 84663
801-491-5678

Northeastern Region

318 N Vernal Avenue
Vernal, UT 84078
435-781-9453

Northern Region

515 E 5300 S
Ogden, UT 84405
801-476-2740

Southeastern Region

319 N Carbonville Road, Ste A
Price, UT 84501
435-613-3700

Southern Region

1470 N Airport Road
Cedar City, UT 84721
435-865-6100

Washington County Field Office

451 N SR-318
Hurricane, UT 84737
435-879-8694



CONTENTS

- 6 2021 season dates
- 8 License and permit fees
- 9 Discounted licenses for disabled veterans
- 10 Basic requirements
- 10 Utah's Trial Hunting Program
- 11 Keep your license on your phone
- 13 Apply for an antlerless permit
- 13 Depredation hunts
- 14 When permits go on sale
- 15 Multiple elk permits
- 16 How will COVID-19 affect the 2021 big game hunts?
- 16 Definition of youth
- 17 More opportunity for youth
- 18 Chronic wasting disease
- 19 Big game hunts
- 20 Mandatory reporting
- 26 Multi-season elk permits
- 27 Avoid harvesting collared wildlife
- 30 Once-in-a-lifetime hunts
- 31 Report your harvest
- 34 Antlerless hunts
- 36 Hunter Mentoring program
- 38 Permit surrenders, refunds and exchanges
- 40 Hunting on CWMUs
- 42 Field regulations
- 42 Firearms and archery equipment
- 43 Are you allowed to possess a weapon?
- 44 Hunters with disabilities
- 48 Trespassing
- 49 Prohibited hunting methods
- 49 Baiting
- 50 Tagging requirements
- 52 Possession and use of big game
- 54 Hunt maps
- 62 Definitions

On the cover: Deer photo taken by Tyson Mecham.

WHAT'S NEW?

No baiting allowed: In early 2021, the Utah Legislature passed a new law that prohibits big game baiting statewide. It is now unlawful to bait big game, take big game in a baited area or take big game that has been lured to or is traveling from a baited area. For details and exceptions, see page 49.

Possible changes to trail camera regulations: At the direction of the Utah Legislature, the Utah Wildlife Board will be considering changes to the state's trail camera regulations this year. If those changes occur, they may go into effect before the hunts this fall. If that happens, the Division will notify the public through its various communication channels. For details, see the information box on page 30.

New child support law goes into effect: Starting July 1, 2021, there will be restrictions on fishing and hunting license purchasers for nonpayment of child support. For details, see the information box on page 28.

Changes to permit sales dates in July: Any permits remaining after the big game drawing—and all general-season elk permits—will go on sale during **different** days in July. For all of the permit sales dates, see the article on page 14.

New ways to report poachers: Earlier this year, the Division launched its new UTDWR law enforcement app and a text option for reporting poachers (text 847411). For details about these new options, see the information box on page 29 or visit wildlife.utah.gov/utip.

Unlimited youth any-bull elk permits: In 2021, there will be an unlimited number of general-season any bull elk permits (any legal weapon, muzzleloader and multi-season) available to youth hunters. Those permits will be available for purchase starting July 13, 2021. For more information, see page 25.

KNOW THE LAWS

This guidebook summarizes Utah's big game hunting laws and rules. Although it is a convenient quick-reference document for Utah big game regulations, it is not an all-encompassing resource.

For an in-depth look at the state's big game hunting laws and rules, visit wildlife.utah.gov/rules.

You can use the references in the guidebook—such as *Utah Admin. Rule R657-5-24* and *Utah Code § 23-20-25*—to search the Division's website for the detailed statute or rule that underpins the guidebook summary.

If you have questions about a particular rule, call or visit the nearest Division office.

Who makes the rules?

The Utah Wildlife Board passes the rules and laws summarized in this guidebook.

There are seven board members, and each serves a six-year term. Appointed by the governor, board members are not Division employees.

The Division's director serves as the board's executive secretary but does not have a vote on wildlife policies.

Before board members make changes to wildlife rules, they listen to recommendations from Division biologists. They also receive input from the public and various interest groups via the regional advisory council (RAC) process.

If you have feedback or suggestions for board members, you can find their contact information online at wildlife.utah.gov.

Wildlife Board members

Randy Dearth
Wade Heaton
Karl Hirst
Donnie Hunter
Bret Selman

Byron Bateman, *Chair*
Kevin Albrecht, *Vice Chair*
Rory Reynolds,
Division Director & Executive Secretary

Research antlerless hunts online:

Starting May 20, 2021, visit wildlife.utah.gov/guidebooks to find all of the information you'll need to research Utah's antlerless hunts. This information includes application dates, rules, hunt tables, maps and more. The antlerless application period runs from May 27–June 17, 2021.

COVID-19 and the 2021 big game

hunts: Stay informed about COVID-19 pandemic-related changes that might affect your hunt. See the box on page 16 and visit wildlife.utah.gov/covid.

Changes to statewide elk plan: At the end of 2020, the Utah Wildlife Board approved changes to the statewide elk-management plan. Those changes increased the number of general-season any bull elk permits from 15,000 to 17,500 and also allowed an unlimited number of general-season any bull elk permits for youth.

Longer hunt for general-season

archery bull elk: The Utah Wildlife Board extended the general-season archery any bull elk hunt by five days. That hunt will run from Aug. 21–Sept. 22, 2021. For all season dates, see page 6.

Hunting at Fish Springs NWR:

Fish Springs National Wildlife Refuge has expanded some big game archery hunting opportunities on the refuge. For details, see page 47 or visit go.usa.gov/xHpsz.

New options for military members:

Active military personnel may be eligible to take advantage of some new opportunities if they were deployed during the 2021 big game application period. For details, see the information box on page 32 or visit wildlife.utah.gov/military.

CWD regulations and surveillance: This year, the Division will continue its surveillance for chronic wasting disease and may be

conducting new, randomized checks at various locations. To learn more, see page 18 or visit wildlife.utah.gov/cwd.

Find updated maps and boundaries:

Use the Utah Hunt Planner to find unit maps, boundaries and information for your hunts this year. The information in the Hunt Planner will be updated in June for the 2021 big game season. To learn more, visit wildlife.utah.gov/huntplanner or see the information box on page 13.

Season date changes: Season dates change every year, so please check them carefully before you head out on your hunt. You can find season dates listed on your permit or at wildlife.utah.gov/huntplanner.

And keep in mind

Download the app: To store your licenses on a phone or tablet, download the free Utah Hunting and Fishing app at wildlife.utah.gov/mobileapp.

Trial hunting program: People who haven't hunted big game may be able to try it for the first time without taking Hunter Education. See page 10 for more information.

Hunter Mentoring program: The Hunter Mentoring program allows a young person to share a mentor's permit. To learn more, see the information box on page *Hunter Mentoring program* on page 36 or visit wildlife.utah.gov/mentoring.

Hunting in Salt Lake County: Before you hunt deer or elk in Salt Lake County, learn about special restrictions. See page 47 for more information.

Mandatory reporting: Many big game hunters must report hunt information within 30 calendar days after the end of the hunting season (even if they did not harvest an animal). See page 20 for more information or visit wildlife.utah.gov/harvestreporting.

Check for closures: There may be late-season road closures on federal and state lands. Before heading into the field, please check with the managing agency for the area you plan to hunt.

Discounted licenses for disabled veterans: To thank our servicemen and service-women, the Division offers discounted hunting and combination licenses to Utah veterans who were disabled in the line of duty. For details, see page 9.

Change to permit surrender processes: If you want to surrender your big game permit, you are strongly encouraged to do so **at least 30 days before** the season opens. The surrender process has changed and could result in the loss of previously accrued bonus or preference points. For details, see the article on page 38 or visit wildlife.utah.gov/refund.

Forfeit preference points for purchase of remaining general buck deer permit: If you purchase a general-season buck deer permit that's available after the big game drawing in 2021, you will lose any preference points you've accrued for general-season buck deer. To learn more about purchasing these permits, see page 38.

Flexibility in using antlerless elk permits: If you obtain two antlerless elk permits for the same area, but the permits are for different seasons, you may harvest both elk during the same season. See page 36 for more information.

National parks closed to hunting: All of Utah's national parks and monuments—except the Grand Staircase-Escalante and Bears Ears national monuments—are closed to hunting.

Review application guidebook: If you have questions about the 2021 big game application period, hunt drawing or limited-entry season dates, please see the *2021 Utah Big Game Application Guidebook* at wildlife.utah.gov/guidebooks. That guidebook was printed in December 2020 and is a companion to this book.

Guidebook corrections: If errors are found in this guidebook after it is printed, the Division will correct them in the online copy. Visit wildlife.utah.gov/guidebooks to view digital versions of all the Division's guidebooks.

Protection from discrimination: The Division receives federal financial assistance from the U.S. Fish and Wildlife Service. Under Title VI of the Civil Rights Act of 1964, Section 504 of the Rehabilitation Act of 1973, Title II of the Americans with Disabilities Act of 1990, the Age Discrimination Act of 1975, Title IX of the Education Amendments of 1972, the U.S. Department of the Interior and its bureaus prohibit discrimination on the basis of race, color, national origin, age, disability or sex. If you believe that you have been discriminated against in any program, activity or facility, or if you desire further information, please visit www.doi.gov/pmb/eo/public-civil-rights.cfm.

Private lands: The Division cannot guarantee access to any private land. Under certain circumstances, you must obtain written permission from the landowner or the landowner's authorized representative before hunting on private lands. For more information, please see *Trespassing* on page 48.

Division funding: The Division is mostly funded by the sale of hunting and fishing licenses and through federal aid made possible by an excise tax on the sale of firearms and other hunting- and fishing-related equipment.

2021 SEASON DATES



Don't lose your hunting and fishing privileges

If you commit a wildlife violation, you could lose the privilege of hunting and fishing in Utah. The Utah Division of Wildlife Resources can suspend the license of anyone who knowingly, intentionally or recklessly violates wildlife laws. Your license can be suspended for a wildlife violation if:

- You are convicted.
- You plead guilty or no contest.
- You enter a plea in abeyance or diversion agreement.

Suspension proceedings are separate and independent from criminal prosecution. The Utah Division of Wildlife Resources may suspend your license privileges whether or not the court considers suspension in your criminal case. You will be notified of any action against your privilege after criminal proceedings conclude.

And remember, if your license is suspended in Utah, you may not be permitted to hunt or fish in most other states. (Visit wildlife.utah.gov/-know-the-consequences.html to see a map of participating states.)

General-season dates

Hunt	Dates
General archery deer	Aug. 21–Sept. 17
General muzzleloader deer	Sept. 29–Oct. 7
Early general any legal weapon (rifle) deer	Oct. 13–17
General any legal weapon (rifle) deer	Oct. 23–31
General archery any bull elk	Aug. 21–Sept. 22
General archery spike elk	Aug. 21–Sept. 10
General any legal weapon (rifle) spike and any bull elk*	Oct. 9–21
General muzzleloader elk	Nov. 3–11
Youth general (rifle) any bull elk	Sept. 18–26

* On all Book Cliffs units, the any legal weapon spike bull elk hunt will only run from Oct. 9–13, 2021.

CWMU season dates

The Utah Wildlife Board has established timeframes for hunting on Cooperative Wildlife Management Units (CWMUs). Hunters should expect to hunt at least five days for bucks/bulls and three days for antlerless big game within these timeframes.

To see the timeframes and learn more about the CWMU program, see the article on page 40 or visit wildlife.utah.gov/cwmu.

Extended archery season dates

Utah Admin. Rule R657-5-23

You do not need to apply for an additional permit to hunt during the extended archery seasons. As long as you obtain an archery deer or elk permit in 2021—and you complete the required extended archery ethics course—you may also hunt any of Utah's extended archery areas during the seasons listed below.

Limited-entry deer and elk archery hunters who don't harvest during the limited-entry season will also be allowed to hunt extended archery areas.

The online archery ethics course is an annual requirement for all archers who want to hunt the extended areas and seasons. To take the course, visit wildlife.utah.gov/extended-archery before the extended seasons begin. After you successfully complete the course, print your completion certificate and keep it with you while hunting.

Reminder: If you are hunting in an extended archery elk area during the extended archery elk season (Aug. 21–Dec. 15), you may harvest **any bull elk** or antlerless elk. (This applies even if the extended archery area overlaps a spike bull elk unit.)

2021 SEASON DATES

Hunt	Dates
Extended archery deer (either sex) in the following extended archery areas: <ul style="list-style-type: none"> • Herriman South Valley • Ogden • Southwest Desert, Cedar Valley • Uintah Basin • Utah Lake • Wasatch Front • West Cache 	Sept. 18–Nov. 30
Extended archery deer (either sex) in the following extended archery areas: <ul style="list-style-type: none"> • Nine Mile, Green River Valley • Pine Valley, New Harmony • Sanpete Valley • South Wasatch 	Sept. 18–Oct. 15
Extended archery elk (either sex) in the following extended archery areas: <ul style="list-style-type: none"> • Uintah Basin • Wasatch Front • West Cache 	Aug. 21–Dec. 15

Sportsman and statewide conservation permit season dates

For more information about sportsman permits, see the information box on page 12.

Hunt	Dates
Deer, elk and pronghorn on any open unit with archery equipment*‡	Aug. 21–31, 2021
Deer and elk on any open unit with any legal weapon*‡	Sept. 1, 2021–Jan. 15, 2022
Pronghorn and moose on any open unit with any legal weapon	Sept. 1–Nov. 15, 2021
Bighorn sheep and mountain goat on any open unit with any legal weapon*‡	Sept. 1–Dec. 31, 2021
Bison on any open unit with any legal weapon‡	Aug. 2, 2021–Jan. 31, 2022
Turkey on any open unit	April 1–May 31, 2021
Black bear on any open unit	During the season dates listed in the 2021 <i>Utah Black Bear Guidebook</i> for that unit
Cougar on any open unit or any harvest-objective unit that has been closed after meeting its objective	During the season dates listed in the 2020–21 <i>Utah Cougar Guidebook</i> for that unit

* You may not take an elk or Rocky Mountain bighorn sheep on the Box Elder, Pilot Mtn hunting unit.
‡ Antelope Island is not an open unit. There are only a couple of permits that authorize hunting on the island.

License fees

Resident license fees

License	Fee
365-day hunting license (age 13 and under)	\$11
365-day hunting license (ages 14–17)	\$16
365-day hunting license (ages 18–64)	\$34
365-day hunting license (age 65 and older)	\$25
365-day hunting license for disabled veterans (see the box on page 9)	\$25.50
Multi-year hunting license (age 18 and older)	\$33 per year, up to five years
365-day combination* license (ages 14–17)	\$20
365-day combination* license (ages 18–64)	\$38
365-day combination* license (age 65 and older)	\$29
365-day combination license for disabled veterans (see the box on page 9)	\$28.50
Multi-year combination* license (age 18 and older)	\$37 per year, up to five years

* A combination license allows you to hunt or fish in Utah. It also allows you to fish with a second pole.

Nonresident license fees

Reminder: License, permit and application fees for nonresident hunters increased on July 1, 2020. The increased license fees are listed in the table below. For a complete list of Utah's license and permit fees, visit wildlife.utah.gov/licenses/fees.html.

License	Fee
365-day hunting license (age 17 and younger)	\$29
365-day hunting license (age 18 and older)	\$72
Multi-year hunting license (age 18 and older)	\$71 per year, up to five years
365-day combination* license (age 17 and younger)	\$33
365-day combination* license (age 18 and older)	\$98
Multi-year combination* license (age 18 and older)	\$97 per year, up to five years

* A combination license allows you to hunt or fish in Utah. It also allows you to fish with a second pole.

Permit fees

Reminder: License, permit and application fees for nonresident hunters increased on July 1, 2020. The increased nonresident permit fees are listed in the following table. For a complete list of Utah's license and permit fees, visit wildlife.utah.gov/licenses/fees.html.

Permit	Resident	Nonres.
General deer	\$40	\$398
General any bull elk or spike bull elk	\$50	\$593
Multi-season general any bull or spike bull	\$150	\$800

Discounted licenses for disabled veterans

To thank our servicemen and servicewomen, the Division offers discounted hunting and combination licenses to Utah veterans who were disabled in the line of duty.

The discounted hunting license is \$25.50, instead of the \$34 full price. Likewise, the discounted combination license is \$28.50, instead of the \$38 full price. Either license is good for 365 days from the day you buy it. Discounted licenses are available online or from all Division offices listed on page 2.

To purchase a discounted hunting or combination license, you must be a Utah resident and have a qualifying service-connected disability of at least 20 percent.

To apply for a license online, please visit wildlife.utah.gov/disabledvet and complete the online form. If you need assistance, please call the nearest Division office.

If you choose to visit a Division office to purchase your license, simply bring the verification of service-connected disability documentation that the Department of Veterans Affairs issued to you.

You can find additional resources for hunters and anglers with disabilities at wildlife.utah.gov/disabled-access.

BASIC REQUIREMENTS

Are you planning to hunt big game in Utah this year? Before you apply for or obtain a permit, make sure you meet Utah's age, hunter education, license and permit requirements.

Are you old enough?

Utah Code § 23-19-22

To hunt big game in Utah, you must be at least 12 years old.

If you are least 11 years old, you can apply for or obtain any big game permits for which you are eligible, including limited-entry and once-in-a-lifetime permits. Any 11-year-olds who apply must be 12 by Dec. 31, 2021.

Remember: You cannot hunt until you are 12 years old.

If you're younger than 18, you can apply to participate in the Utah Hunter Mentoring Program. For details on the program, see the box on page 36 or visit wildlife.utah.gov/mentoring.

If you're 12 years old or older, you can also participate in the Trial Hunting Program. For details, see the box below.

Utah's Trial Hunting Program

Utah Admin. Rule R657-68

Have you ever wanted to bring your spouse, child or friend along on a hunt and give them a chance to try hunting? Now, they can join you on your next big game hunt.

Utah's Trial Hunting Program allows anyone age 12 or older to try hunting for a few years—while accompanied by a licensed hunter age 21 or older—before taking a Hunter Education course.

The program applies to hunts for many different species, including general-season deer and elk. To sign up for the program or to learn more about it, visit wildlife.utah.gov/trial.

Adults must accompany young hunters

Utah Code § 23-20-20

While hunting big game, a person under 16 years old must be accompanied by his or her parent, legal guardian or other responsible person who is 21 years of age or older and who has been approved by the parent or guardian.

The Division encourages adults to be familiar with hunter education guidelines or to complete the hunter education course before accompanying youth into the field.

While in the field, the youth and the adult must remain close enough for the adult to see and provide verbal assistance to the young hunter. Using electronic devices, such as walkie-talkies or cell phones, does not meet this requirement.

Have you passed hunter education?

Utah Code § 23-19-11 & Utah Admin. Rule R657-23

If you were born after Dec. 31, 1965, you must provide proof that you've passed a hunter education course approved by the Division before you can apply for or obtain a hunting license or a big game permit.

The only exception to this law is for individuals who are participating in the Division's Trial Hunting Program. You can find details about the program in the information box to the left or by visiting wildlife.utah.gov/trial.

Proof of hunter education

You can prove that you've completed hunter education by obtaining a hunter education card (called a "blue card" in Utah) or if you have a verified hunter education number on file with the Division. The number is assigned when you complete hunter education and your blue card is issued.

Keep your license on your phone or tablet

We've made it easier for you to keep track of your hunting or combination license and know when it's about to expire.

With our convenient mobile app, you can now download your license to a smartphone or tablet.

If a conservation officer asks to see your license, you can produce the digital copy, which is just as valid as a paper license.

If you use the app, you will be able to easily see when your license expires.

The app is available for both Apple and Android devices. You can download it at wildlife.utah.gov/mobileapp.

Please remember that licenses are different from permits. If you have a permit for a big game or antlerless hunt, you must carry it with you while hunting.

How to take hunter education

To get started, you should visit wildlife.utah.gov/huntereducation. You'll see links to various traditional and online hunter education courses. Follow the instructions on the website to obtain a hunter education registration certificate (required) and to register for a course online.

If you need assistance, please contact your local Division office or call 801-538-4727.

When you finish the course, your instructor will verify your course completion in the online hunter education system. At that point, you will be able to apply for or obtain permits in the Division's hunt drawing, and your hunter education registration certificate will become your hunting license.

Approximately four to six weeks after you complete the course, you will receive your blue card by mail.

You should also keep the following in mind:

- Hunters who are age 15 and younger must be accompanied by an adult while hunting.
- All hunting regulations, including season dates and bag limits, will apply.
- Hunters who are planning to hunt out of state should allow enough time for their hunter education card to arrive in the mail.

New to Utah?

If you become a Utah resident, and you've completed a hunter education course in another state, province or country, you must obtain a Utah blue card before you can buy a resident hunting license. You can obtain a Utah blue card at any Division office by providing proof that you've completed a hunter education course approved by the Division.

Do you have a license?

Utah Code §§ 23-19-1, 23-19-22 and 23-20-3

You must have a current Utah hunting or combination (hunting and fishing) license before you can apply for any big game permits, bonus points or preference points. Licenses are available at wildlife.utah.gov and from license agents and Division offices.

As long as your license was valid on the date you submitted your big game permit

Residency

Utah Code §§ 23-13-2(37) & 23-13-2(13)

Before you apply for a big game hunt, it's important to know whether you are a legal resident of the state of Utah. See the definition of Resident on page 63 to determine whether you are a resident or a nonresident.

When to apply for a sportsman permit

Long season dates—and the ability to hunt almost every hunting unit in Utah—make sportsman permits the most sought-after permits offered to Utah's public hunters.

The application period for 2022 will run from Oct. 20 to Nov. 10, 2021. Only Utah residents can apply for sportsman permits.

For more information about these permits, and the few restrictions that apply, please visit wildlife.utah.gov in mid-October 2021.

application, you don't have to purchase a new license for the actual hunt.

For example, assume that your license expires on June 21, 2021. If you applied for permits on Feb. 28, 2021, then you do not have to purchase a new license for your hunt in the fall.

New this year: Starting July 1, 2021, there will be restrictions on fishing and hunting license purchasers for nonpayment of child support. For details, see the information box on page 28.

Please keep in mind that Utah hunting and combination licenses are valid for 365 days from the date of purchase. You also have the option of purchasing a multi-year license that's valid for up to five years.

Reminder: All license, permit and application fees for nonresident hunters increased on July 1, 2020. For details, see page 9 or visit wildlife.utah.gov/licenses/fees.html.

Do you have a permit?

Utah Admin. Rule R657-62-18

To participate in any of Utah's big game or antlerless hunts, you need to obtain a hunting permit.

Most of the big game permits have already been issued through the big game drawing, but some will be available for over-the-counter purchase in July 2021:

- July 8: General-season archery elk permits (adults and youth)
- July 8: Remaining limited-entry big game permits, if available
- July 8: Over-the-counter bison permits for the Nine Mile unit (see page 31 for details)
- July 13: General-season any bull elk permits (adults and youth)
- July 15: Remaining general-season deer permits, if available (also youth archery deer permits)
- July 20: All antlerless permits, if available
- July 22: General-season spike bull elk permits (adults and youth)

For more information about July permit sales, see the article on page 14.

Many of Utah's antlerless permits will be issued through the antlerless drawing. You can apply for those permits from May 27–June 17, 2021. For more information about application deadlines and how to apply for antlerless permits, see page 13.

Reminder: All license, permit and application fees for nonresident hunters increased on July 1, 2020. For details, see page 9 or visit wildlife.utah.gov/licenses/fees.html.

Carry your permit

If you are successful in obtaining a big game or antlerless permit, you must have it on your person while hunting. You cannot alter your license or permit, nor can you sell, transfer or loan either of them to another person.

APPLY FOR AN ANTLERLESS PERMIT

Looking for Utah's antlerless field regulations? You'll find them in this guidebook (see page 34).

If you're looking for the information you need in order to apply for an antlerless permit, please visit wildlife.utah.gov/guidebooks, starting May 20, 2021. There, you'll find application dates, rules, hunt tables, maps, boundaries and other essential information.

If you are planning to apply for a 2021 antlerless permit, please be aware of the following dates and deadlines.

May 20: Review online antlerless hunt resources

Beginning May 20, 2021, you can visit wildlife.utah.gov/guidebooks to review all of the application rules, hunt tables, season dates, maps, boundaries and other information you'll need in order to apply for an antlerless permit.

The antlerless application information will be available online only—there will not be a separate printed Antlerless guidebook.

If you do not have access to the Internet, please visit or call a Division office.

May 27: Apply online for an antlerless permit

Starting May 27, 2021, you can visit wildlife.utah.gov to apply for the following items:

Depredation hunts

When big game animals cause damage to agricultural crops, the Division may hold hunts that are not listed in this guidebook. These hunts are called depredation hunts. They may occur on short notice, involve small areas and are often limited to only a few hunters.

To apply for the depredation hunter pool, submit an online application at wildlife.utah.gov/depredation.

Boundary descriptions only available online

You'll find detailed maps and boundary descriptions online for all hunting units.

Visit wildlife.utah.gov/huntplanner to download and print your boundaries today.

You also have the option of using the *Utah Hunting and Fishing* app to view the boundaries of any permits you've drawn. Visit wildlife.utah.gov/mobileapp to download the app to your phone or tablet.

- Antlerless hunting permits
 - An antlerless moose permit or bonus point
 - A ewe bighorn sheep permit or bonus point
 - Antlerless preference points
- You can also apply by calling any Division office.

June 17: Deadline for antlerless permit applications

You must apply online or by phone no later than June 17, 2021. There's an 11 p.m. MDT deadline for online applications and a 5 p.m. MDT deadline for phone applications. To apply, simply visit wildlife.utah.gov or call any Division office.

July 8: Antlerless drawing results available

You'll be notified of your drawing results by email on or before July 8, 2021. You can also learn your drawing results by visiting wildlife.utah.gov or by calling 1-800-221-0659.

WHEN PERMITS GO ON SALE

Some big game permits for the 2021 season will be available in July. You can find the sales dates listed below.

Please keep in mind that you may only have one buck deer permit and one bull elk permit per year.

Reminder: License, permit and application fees for nonresident hunters increased on July 1, 2020. Please see the table on page 9 for a partial list of permit fees or visit *wildlife*.

Poaching-reported reward permits

Utah Admin. Rule R657-51

It pays to report big game poachers in Utah.

If you provide information that leads to the successful prosecution of another person for the wanton destruction (poaching) of any big game species, you may receive a permit to hunt the same species on the same area where the violation occurred.

This program applies to once-in-a-lifetime animals as well as limited-entry and general-season buck deer and bull elk.

To turn in a poacher, you can use any of the methods listed at *wildlife.utah.gov/utip*:

- Call our hotline: 1-800-662-3337
- Submit a tip through the UTDWR law enforcement app (**new this year**)
- Text DWR conservation officers at 847411 (**new this year**)
- Submit an online report at *wildlife.utah.gov/utip*

For details about this reward permit program, please visit *wildlife.utah.gov/earn-a-reward.html* or see *Utah Admin. Rule R657-51* at *wildlife.utah.gov/rules*.

utah.gov/licenses/fees.html for a complete list.

A list of remaining big game permits will be posted at *wildlife.utah.gov/remaining-permits.html* by May 31 at the latest.

You must have a valid hunting license or a combination license to buy one of these permits. A license agent list is available at *wildlife.utah.gov/licenseagents*. Before you visit any of the agents, contact them to verify their hours of operation.

July 8: General-season archery elk permits (adults and youth)

All general-season archery elk permits— for both adults and youth—will be available beginning July 8, 2021. Visit *wildlife.utah.gov/biggame* in early June to see purchase times and locations.

General-season archery elk permits are unlimited. You must have a valid hunting license or a combination license to buy one of these permits.

July 8: Remaining limited-entry permits (if available) and bison permits

Any limited-entry permits remaining after the big game drawing will be available beginning July 8, 2021. Visit *wildlife.utah.gov/biggame* in early June to see a list of remaining permits as well as purchase times and locations.

All remaining permits are available on a first-come, first-served basis. You must have a valid hunting license or a combination license to buy one of these permits.

July 8 is also the date that over-the-counter bison permits for the Nine Mile unit will be available. See page 31 for details about this hunt.

July 13: General-season any bull elk permits (adults and youth)

All general-season any bull elk permits—including the multi-season general any bull elk

Obtain up to three elk permits

Utah Admin. Rule R657-5-33

A hunter can obtain up to three elk permits in Utah each year.

- A maximum of one permit can be for a bull elk.
- A maximum of one antlerless elk permit can be obtained through the antlerless drawing.
- A maximum of two antlerless elk permits can be obtained over the counter. These might include antlerless elk-control permits, private-lands-only permits, mitigation and CWMU vouchers or any permits that remain available after the antlerless drawing.

For the purposes of obtaining multiple elk permits, an archery elk permit (hunter's choice) is considered a bull elk permit. Likewise, general-season archery permits are also considered bull elk permits. Antlerless elk-control or private-lands-only permits are

considered antlerless permits.

If you obtain two antlerless elk permits for the same area—but the permits are for different seasons—you may harvest both elk during the same season.

And don't forget: you may harvest an antlerless elk while hunting general-season buck deer or bull elk, as long as your permits are for the same area and you use the weapon type listed on your general-season permit.

General-season bull elk permits will be sold in July. See page 14 for the different sales dates, and then visit *wildlife.utah.gov* in early June to see exact purchase times and locations.

Any remaining antlerless elk permits—and both the private-lands-only and antlerless elk-control permits—will be available on July 20. Visit *wildlife.utah.gov/guidebooks* starting in early June to learn more about antlerless permits and to see purchase times and locations.

permits—will be available beginning July 13, 2021. Visit *wildlife.utah.gov/biggame* in early June to see purchase times and locations.

All general-season any bull elk permits (muzzleloader and any legal weapon) are available on a first-come, first-served basis. For additional information on multi-season general elk permits, see page 26.

You must have a valid hunting license or a combination license to buy a general-season bull elk permit of any kind.

July 15: Remaining general-season buck deer permits, if available (also youth archery deer permits)

Any general-season buck deer permits remaining after the drawing—as well as youth archery deer permits—will be available beginning July 15, 2021. Visit *wildlife.utah.gov/biggame* in early June to see purchase times and locations.

All permits are available on a first-come, first-served basis. You must have a valid hunting license or a combination license to buy one of these permits.

Reminder: If you obtain a general-season buck deer permit over the counter (after the big game drawing), you will lose any preference points you've previously accrued for buck deer. However, a youth who purchases a youth archery deer permit will **not** lose any preference points they've accrued for general-season buck deer.

July 20: Remaining antlerless permits and all other antlerless elk permits

Any antlerless permits remaining after the drawing—as well as private-lands-only and antlerless elk-control permits—will be available beginning July 20, 2021. Visit *wildlife.utah.gov/guidebooks* starting in early June to

How will COVID-19 affect the big game hunts?

Although the COVID-19 pandemic has drastically affected all of our lives, there are currently no plans to close any of Utah's 2021 big game hunts because of the virus.

With that said, there may be federal, state and local regulations beyond our control, and we have no way to know exactly which regulations will be in place this fall.

You can learn about those regulations—and stay informed about any other pandemic-related changes—by visiting wildlife.utah.gov/covid.

We will also use email and our social media channels to communicate changes that may affect you and your hunt. Visit wildlife.utah.gov/stay-connected.html to sign up for email updates and to follow us on Facebook, Twitter, Instagram and YouTube.

We hope you and your loved ones have fun, successful hunts in 2021—stay safe out there!

learn more about antlerless permits and to see purchase times and locations.

Remaining antlerless permits are available on a first-come, first-served basis. You must have a valid hunting license or a combination license to buy one of these permits.

Under certain circumstances, you must obtain written permission **before** you can use a private-lands-only antlerless elk permit. For details, see wildlife.utah.gov/private-lands-only-permits.html.

For detailed information about how antlerless elk-control permits work and when you may use one, please visit wildlife.utah.gov/antlerless-elk-control.html. To learn more

about Utah's antlerless elk-control units, see the map on page 61 and visit wildlife.utah.gov/huntplanner.

Reminder: If you obtain a general-season antlerless elk permit over the counter (after the antlerless drawing) or a private-lands-only permit, you will lose any preference points you've previously accrued for antlerless elk. However, if you purchase an antlerless elk-control permit, you will **not** lose any preference points you've accrued for antlerless elk.

July 22: General-season spike bull elk permits (adults and youth)

All general-season spike bull elk permits—including the multi-season general spike bull elk permits—will be available beginning July 22, 2021. Visit wildlife.utah.gov/biggame in early June to see purchase times and locations.

All general-season spike bull elk permits (muzzleloader and any legal weapon) are available on a first-come, first-served basis. For additional information on multi-season general elk permits, see page 26.

You must have a valid hunting license or a combination license to buy a general-season bull elk permit of any kind.

Definition of youth

For the purposes of big game hunting, a youth is someone who is 17 years old or younger on July 31 of any given year.

This year, you will be considered a youth if you are 17 years old or younger on July 31, 2021.

MORE OPPORTUNITY FOR YOUNG HUNTERS

If you are 17 years old or younger on July 31, 2021, you may have more opportunities to hunt this fall. It all depends on what type of permit you obtain.

Any legal weapon deer permits

If you are a youth and you obtain a general-season any legal weapon deer permit, you may hunt buck deer during the general deer seasons—in the unit listed on your permit—until you either harvest an animal or the season ends.

First, you may use archery tackle to archery hunt the unit listed on your permit from Aug. 21–Sept. 17, 2021.

If you haven't harvested a deer by the time the archery season ends, you may hunt the same unit during the general muzzleloader and general any legal weapon deer seasons—**including the early-season hunt, if it's offered on your unit**—using the appropriate equipment. (See the box on page 52 for details.)

You also have the option of hunting in the extended archery areas, starting Sept. 18, 2021. To do so, you must complete the archery ethics course available at wildlife.utah.gov/extendedarchery, carry your course-completion certificate in the field and use the appropriate archery tackle. For more information on the extended archery hunt, visit wildlife.utah.gov/extendedarchery.

Muzzleloader deer permits

If you obtain a general-season muzzleloader deer permit, you may hunt *only* during the general muzzleloader season, which runs from Sept. 29–Oct. 7, 2021. You must use muzzleloader equipment and hunt the unit listed on your permit. You may not hunt during the general archery or any legal weapon seasons.

Archery deer permits

If you obtain a general-season archery deer

permit, you may hunt *only* during the general archery deer season and the extended archery deer season.

During the general archery deer season—which runs from Aug. 21–Sept. 17, 2021—you may hunt in the unit printed on your permit.

During the extended archery deer season, you may hunt in any of the extended archery areas after completing the online archery ethics course. For more information on the extended archery hunt, or to take the course, visit wildlife.utah.gov/extendedarchery.

Additional youth archery deer permits will be available beginning July 15, 2021. Visit wildlife.utah.gov/biggame in early June to see purchase times and locations.

Important: Youth who purchase these additional youth archery deer permits will not lose any preference points they've accrued for general-season buck deer.

The Utah Wildlife Board has approved an additional 20 percent of the archery quota for each unit to provide additional permits and opportunity for young archers.

For more information, please call the nearest Division office.

General-season elk permits

New this year: In 2021, there will be an unlimited number of general-season any bull elk permits (any legal weapon, muzzleloader or multi-season) available for youth who will be 17 years of age or younger on July 31, 2021.

These permits are not for the youth any bull elk hunt that runs from Sept. 18–26, 2021. (Youth had to draw a permit in the big game drawing for that hunt.)

Visit wildlife.utah.gov/biggame in early June to see purchase times and locations.

CHECKING FOR CHRONIC WASTING DISEASE

Chronic wasting disease (CWD) is a serious—but relatively rare—disease that attacks the nervous system and brain of infected deer, elk and moose.

The Division has been monitoring for CWD since 1998. In that time, 131 mule deer and three elk have tested positive for CWD in Utah.

The Division conducts CWD surveillance in Utah's deer hunt units on a rotational basis. This fall, the Division will be conducting CWD surveillance in the following units:

- Book Cliffs
- Box Elder
- Central Mtns
- Chalk Creek
- East Canyon
- Kaiparowits
- Monroe
- Morgan-South Rich
- Mt Dutton
- Nine Mile
- Oquirrh-Stansbury
- Plateau
- Southwest Desert
- West Desert

If you harvest a deer in one of the above units this fall, please take a few minutes to stop by a Division check station. (The exact

locations of the CWD check stations will be posted at wildlife.utah.gov/cwd closer to the 2021 hunting season.)

At the check station, we will assess the age of your deer, collect some biological information and take a small tissue sample to test for CWD.

You can find the results online within six to eight weeks at wildlife.utah.gov/cwdtesting. If your animal tests positive for CWD, we will contact you directly.

To learn more about CWD, the testing process and precautions you can take, please visit wildlife.utah.gov/cwd.

Random, mandatory testing to begin in 2021

Utah Admin. Rule R657-5-43

Random, mandatory testing for deer harvested on certain hunting units is scheduled to begin in the fall of 2021.

We will use email and our social media channels to share more information about this process closer to hunting season. Visit wildlife.utah.gov/stay-connected.html to sign up for email updates and to follow us on Facebook, Twitter, Instagram and YouTube.

BIG GAME HUNTS

Utah offers several different big game hunts each year. Depending on the permit you obtain, you could hunt deer, elk, pronghorn, bison, bighorn sheep, moose or mountain goat. The following section describes the species you can hunt, the weapons you can use and the types of permits that are available.

Buck deer hunting



A "buck deer" is a deer with antlers that are longer than five inches (R657-5-2(2)(e)).

The following regulations apply to all of Utah's buck deer hunts.

Hunter orange

Utah Code § 23-20-31

You are required to obey Utah's hunter orange laws, unless your hunt is among the exceptions. For example, archery and muzzleloader general-season deer hunters are not required to wear hunter orange unless the other hunts occurring in the area are for general-season any legal weapon buck deer or bull elk. For additional details, see page 42.

Special restrictions

If you participate in Utah's buck deer hunt, please keep in mind that some areas are closed to hunting or have special restrictions. For a list of those areas, see page 46.

Obtaining other deer permits

If you obtained a buck deer permit of any kind, the only other deer permit you can obtain is an antlerless deer permit. Please see page 34 for more information on antlerless deer hunts.

General-season buck deer hunts

Utah has four general-season buck deer hunts:

- Archery hunt
- Muzzleloader hunt
- Early any legal weapon (rifle) hunt
- Any legal weapon (rifle) hunt

Please see wildlife.utah.gov/huntplanner for all hunt boundaries.

General-season archery buck deer hunt

Utah Admin. Rule R657-5-23

Utah's general-season archery buck deer hunt runs from Aug. 21–Sept. 17, 2021.

If you obtained a general-season archery buck deer permit, you may use archery equipment to take one buck deer within the hunting unit and season dates listed on your permit.

Extended archery deer hunts

If you haven't taken a deer by the time your archery buck hunt ends, you can continue your archery hunting in the state's extended archery areas.

In the Herriman South Valley; Ogden; Southwest Desert, Cedar Valley; Uintah Basin; Utah Lake; Wasatch Front and West Cache extended archery areas, you may use archery equipment to take a deer of either sex (hunter's choice) from Sept. 18–Nov. 30, 2021.

In the Nine Mile, Green River Valley; Pine Valley, New Harmony; Sanpete Valley and South Wasatch extended archery areas, you may use archery equipment to take a deer of either sex (hunter's choice) from Sept. 18–Oct. 15, 2021.

Before hunting any of the extended archery areas, you must complete the Division's archery ethics course. For more information, see page 7 or visit wildlife.utah.gov/extended-archery.

General-season muzzleloader buck deer hunt

Utah Admin. Rule R657-5-25

Utah's general-season muzzleloader buck deer hunt runs from Sept. 29–Oct. 7, 2021.

If you obtained a general-season muzzleloader buck permit, you may use a muzzleloader to take one buck deer in the hunting unit listed on your permit.

Early general-season buck deer hunts

For 2021, the Utah Wildlife Board approved early general-season any weapon buck deer hunts on the following general-season buck deer units:

- Chalk Creek/East Canyon/Morgan-South Rich
- Fillmore

Mandatory reporting

If you obtained a premium limited-entry, limited-entry, management buck deer, cactus buck deer, CWMU, conservation, sportsman, expo or once-in-a-lifetime permit, you must complete a harvest survey questionnaire within 30 days after your hunt ends. This information is required even if you didn't harvest an animal.

Attention limited-entry archers:

Although you do not need to submit a survey for the extended archery season, you must submit your limited-entry harvest survey within 30 days of the final day of your limited-entry season.

- Kamas
- Nine Mile
- North Slope (new)
- Panguitch Lake
- Pine Valley
- Plateau, Fishlake
- Zion

These hunts will run from Oct. 13–17, 2021. The goal of these hunts is to reduce crowding and give hunters the opportunity to hunt deer and general-season elk at the same time.

General-season any legal weapon (rifle) buck deer hunt

Utah Admin. Rule R657-5-24

The general-season any legal weapon (rifle) buck deer hunt runs from Oct. 23–31, 2021.

If you obtained a general-season any legal weapon buck permit, you may use any legal weapon to take one buck deer in the hunting unit listed on your permit. You may also choose to use a crossbow, an airgun, a draw lock or a muzzleloader.

If you harvested an animal, this is also an ideal time to return your tooth packet. Returning your tooth packet does not fulfill the harvest survey requirement.

You can report information about your hunt at wildlife.utah.gov/harvest or by calling 1-800-221-0659.

Reporting your hunt information is important. If you don't report your hunt information within 30 days of the end of the hunt, you won't be allowed to apply for a once-in-a-lifetime, premium limited-entry, limited-entry, management buck deer or CWMU permits, or bonus points in 2022.

Premium limited-entry and limited-entry buck deer hunts

Utah Admin. Rule R657-5-26

Utah's premium limited-entry and limited-entry deer units are managed for older, bigger bucks.

A premium limited-entry buck deer permit allows you to hunt on one of the best limited-entry buck deer units in Utah—the Henry Mtns unit or the Paunsaugut unit.

A limited-entry buck deer permit allows you to hunt on a high-quality unit that is managed for a higher buck-to-doe ratio than general-season units are managed for.

If you obtained a premium limited-entry or limited-entry buck deer permit, you may use the weapon listed on your permit to take one buck deer within the area and the season specified on your permit.

Late-season muzzleloader deer hunts

For 2021, the Utah Wildlife Board approved late-season, limited-entry muzzleloader deer hunts on **all** general-season buck deer units.

These hunts will occur at the same time as the general muzzleloader elk hunt, running from Nov. 3–11, 2021.

Important: If you are successful in obtaining a permit for one of these hunts, you will lose your bonus points and incur a waiting period of **five** years.

Multi-season hunts

Multi-season hunts allow the permit holder to hunt buck deer during all three seasons (archery, muzzleloader and any legal weapon) on select limited-entry or premium limited-entry units.

If you have obtained a permit for one of these hunts, you must use the appropriate weapon type for the season.

Handgun-archery-muzzleloader-shotgun-only (HAMS) buck deer hunts

Utah Admin. Rule R657-5-48

For 2021, the Utah Wildlife Board approved three handgun-archery-muzzleloader-shotgun-only (HAMS) hunts for buck deer. These hunts will occur from Nov. 13–28, 2021 and are considered limited-entry hunts.

If you obtained a permit for one of these hunts, you may take one buck deer in the season and unit identified on your permit.

The 2021 HAMS hunts will take place in the following units:

- Book Cliffs, Floy Canyon
- Kaiparowits
- Morgan-South Rich

Important: You may **not** use scopes or other optics on any weapons during this hunt. You may only use the following weapons on a handgun-archery-muzzleloader-shotgun-only hunt:

Handgun

Utah Admin. Rule R657-5-9 & R657-5-48

The handgun you use must be legal for buck deer, with no attached scope. (See the *Firearms and archery equipment* section that begins on page 42.) The handgun must also:

- Have no more than a single barrel 15 inches or less in length, including the chamber
- Have a single rear handgrip **without** any form of any of the following:
 - A fixed, detachable or collapsible buttstock
 - An apparatus or extension behind the rear grip that's capable of being used to steady the handgun against the body while firing
 - A vertical foregrip

Finally, the handgun can be no more than 24 inches in overall length.

Archery equipment

Utah Admin. Rule R657-5-11

The archery equipment you use must be legal for buck deer. (See the *Firearms and archery equipment* section that begins on page 42.)

Muzzleloader

Utah Admin. Rule R657-5-10

The muzzleloader you use must be legal for buck deer, with no attached scope. (See the *Firearms and archery equipment* section that begins on page 42.)

Shotgun

Utah Admin. Rule R657-5-8

The shotgun you use must be legal for buck deer, with no attached scope. (See the *Firearms and archery equipment* section that begins on page 42.)

More opportunity for archers

Limited-entry archery deer hunters who don't harvest during the limited-entry season will be allowed to hunt the extended archery areas after completing the online extended archery course. For details, see page 7 or visit wildlife.utah.gov/extendedarchery.

And don't forget: You must submit your harvest survey within 30 days of the final day of your limited-entry season. You do not need to submit a survey for the extended archery season.

Management and cactus buck deer hunts

Utah Admin. Rule R657-5-46

A "management buck" is a buck deer with 3 points or less on at least one antler, above and including the first fork, but not including the eye guard. The eye guard does not count as a point. A point is a projection that's longer than one inch, measured from its base to its tip, including damaged or broken antlers.

New this year: Management buck deer hunts on the Henry Mountains have been discontinued for the 2021 season.

Obtaining and using a management buck deer permit

Management buck deer permits are distributed through the big game drawing process. If you were successful in drawing a management buck deer permit, you must complete an online orientation course before you will receive your permit. This course is also open to anyone who wants to learn more about what a management buck looks like. To take the online course, visit wildlife.utah.gov/biggame.

A management buck deer permit allows you to take one management buck deer. You must use the weapon listed on your permit to hunt within the unit and season specified on your permit.

After taking your buck deer, you must bring its head and antlers to a Division office for inspection no later than 72 hours after the date of kill.

Please keep in mind that bringing your deer to a Division office does not meet your harvest survey requirement. Visit wildlife.utah.gov/harvest and complete the harvest survey questionnaire within 30 days after the end of your hunt.

Important: If you obtained a management buck deer permit, that is the **only** buck deer permit you may obtain for the 2021 season. You will lose your bonus points and incur a waiting period of **five** years.

Obtaining and using a cactus buck deer permit

Utah Admin. Rule R657-5-47

A "cactus buck" is one that still has velvet covering at least 50 percent of his antlers during the season dates set by the Wildlife Board.

There are quite a few cactus bucks on the Paunsaugunt unit and the Alton CWMU, and they have unique antler growth that many hunters find fascinating.

Cactus buck deer permits are distributed through the big game drawing process. If you drew a cactus buck permit, you may take one

cactus buck deer during the season, in the area, and with the weapon type specified on the permit.

Important: If you obtained a cactus buck deer permit, that is the **only** buck deer permit you may obtain for the 2021 season. You will lose your bonus points and incur a waiting period of **five** years.

If you drew a cactus buck permit, you must also complete a mandatory harvest survey once your hunt ends, even if you did not harvest. Visit wildlife.utah.gov/harvest and complete the harvest survey questionnaire within 30 days after the end of your hunt.

If you successfully harvest a cactus buck, you must bring its head and antlers to a Division office for inspection no later than 48 hours after the date of kill.

If the buck you harvested does not meet the definition of a cactus buck listed above, you will not be allowed to keep it.

CWMU buck deer hunts

Utah Admin. Rule R657-37

Cooperative Wildlife Management Units (CWMUs) are private lands that the landowners have opened to a limited number of public and private hunters. You may not hunt buck deer on a CWMU unless you obtain a buck deer permit for that CWMU.

Plan on sharing the mountain

As much as you'd like to have Utah's backcountry to yourself, you share it with campers, hikers, photographers and other hunters. Some of those hunters are after big game—just like you—while others are pursuing black bear, forest grouse and other species.

Everyone shares the landscape, so please be patient and considerate when encountering others on public land.

To learn more about hunting buck deer on CWMUs, read the article on page 40 and visit wildlife.utah.gov/cwmu.

Bull elk hunting



A "bull elk" is an elk with antlers that are longer than five inches (R657-5-2(2)(g)).

A "spike bull" means a bull elk which has at least one antler beam with no branching above the ears. Branched means a projection on an antler longer than one inch, measured from its base to its tip (R657-5-2(2)(r)).

Utah has four general-season elk hunts:

- Archery hunt
- Any legal weapon hunt
- Muzzleloader hunt
- Multi-season hunt

These hunts are held on two types of units: any bull elk units and spike bull elk units.

If you obtain an archery permit, you can hunt on all of the open any bull and spike bull units in the state.

If you obtain a general-season any legal weapon or muzzleloader permit, you must hunt on the type of unit specified on your permit. For example, if you obtain an any bull elk permit, you may hunt only on any bull elk units. If you obtain a spike bull permit, you may hunt only on spike bull units.

If you obtain a multi-season permit, you may hunt during the archery, any legal weapon and muzzleloader seasons, but you must hunt on the type of unit specified on your permit—either spike or any bull—and you

must use the appropriate weapon type for the season.

Permits for the general-season elk hunts will be available on different days in July 2021. See the article on page 14 for the exact sales dates and visit wildlife.utah.gov/biggame in early June to see purchase times and locations.

Regulations for all bull elk hunts

The following regulations apply to all of Utah's bull elk hunts.

Hunter orange

Utah Code § 23-20-31

You are required to obey the state's hunter orange laws, unless your hunt is among the exceptions. For example, archery and muzzle-loader hunters are not required to wear hunter orange unless the other hunts occurring in the area are for general-season any legal weapon buck deer or bull elk. For details, see page 42.

CWMU bull elk hunts

Utah Admin. Rule R657-37

Cooperative Wildlife Management Units (CWMUs) are private lands that the landowners have opened to a limited number of public and private hunters. You may not hunt bull elk on a CWMU unless you obtain a bull elk permit for that CWMU.

To learn more about hunting bull elk on CWMUs, read the article on page 40 and visit wildlife.utah.gov/cwmu.

Special restrictions

If you participate in Utah's bull elk hunt, please keep in mind that some areas are closed to hunting or have special restrictions. For a list of those areas, see page 46.

Obtaining other elk permits

If you obtained a bull elk permit of any kind, the only other elk permits you can obtain are antlerless elk permits. Please see page 35 for more information on antlerless elk hunts.



Legal in a spike bull unit.



Legal in a spike bull unit.



Legal in a spike bull unit.



NOT legal in a spike bull unit.

General-season archery elk hunt

Utah Admin. Rule R657-5-28

Utah's general-season archery spike elk hunt runs from Aug. 21–Sept. 10, 2021. The general-season archery any bull elk hunt runs from Aug. 21–Sept. 22, 2021, except on the state's extended archery areas, where the season runs later into the year.

If you obtain a general-season archery elk permit, you may use archery equipment to take only one of the following animals:

- One elk of either sex on a general-season any bull elk unit
- An antlerless elk or a spike bull elk on a general-season spike bull elk unit
- Only a spike bull on the Book Cliffs unit
- One elk of either sex on the extended archery elk areas

Extended archery elk hunts

If you haven't taken an elk by the time your archery hunt ends, you may continue hunting in the Uintah Basin, Wasatch Front and West Cache extended archery elk areas during the extended archery elk season, which runs from Aug. 21–Dec. 15, 2021.

To hunt any of the extended archery areas, you must complete the Division's archery ethics course and carry your archery ethics course certificate of completion with you while you're hunting. For more information, see page 7 or visit wildlife.utah.gov/extendedarchery.

General-season any legal weapon (rifle) bull elk hunt

Utah Admin. Rule R657-5-29

Utah's general-season any legal weapon elk hunt consists of the any bull elk hunt and the spike bull elk hunt. These hunts run from Oct. 9–21, 2021.

To hunt during the general-season elk hunt, you must obtain either a spike bull

permit or an any bull permit.

If you obtain a general-season any legal weapon bull elk permit, you may use any legal weapon to take your bull elk.

You may use a crossbow, an airgun, a draw lock or a muzzleloader.

If you obtain a spike bull elk permit, you may take a spike bull elk on a general-season spike bull elk unit. You may **not** hunt on the any bull elk units. Please keep in mind that some limited-entry bull elk hunts overlap the general-season spike elk hunt.

Important: On all Book Cliffs units, the any legal weapon spike bull elk hunt will **only** run from Oct. 9–13, 2021.

If you obtain an any bull elk permit, you may take a bull elk of any size, including a spike bull, on a general-season any bull elk unit. You may **not** hunt on spike bull units.

New this year: In 2021, there will be an unlimited number of general-season any bull elk permits (any legal weapon, muzzleloader or multi-season) available for youth who will be 17 years of age or younger on July 31, 2021. **These permits are not for the youth any bull elk hunt that runs from Sept. 18–26, 2021.** Visit wildlife.utah.gov/biggame in early June to see purchase times and locations.

See the general-season bull elk hunt reference map on page 58, and the boundary descriptions at wildlife.utah.gov/huntplanner, to learn where spike bull units and any bull elk units are located in the state.

General-season muzzle-loader elk hunt

Utah Admin. Rule R657-5-30

The general-season muzzleloader elk hunt runs from Nov. 3–11, 2021 within the general-season elk units.

To hunt during the general season for muzzleloader elk, you must obtain either a muzzleloader spike bull elk permit or a muzzle-loader any bull elk permit.

If you obtain a muzzleloader any bull elk permit, you may use a muzzleloader to take a bull elk of any size, including a spike bull, on a general-season any bull elk unit. You may **not** hunt on spike bull elk units.

If you obtain a muzzleloader spike bull elk permit, you may use a muzzleloader to take a spike bull elk on a general-season spike bull elk unit. You may **not** hunt on the any bull elk units.

Please see the general-season bull elk hunt reference map on page 58 and the boundary descriptions at wildlife.utah.gov/huntplanner to learn where spike bull units and any bull elk units are located in the state.

Multi-season general bull elk hunt

Utah Admin. Rule R657-5-29

The Utah Wildlife Board approved a multi-season general bull elk hunt for the 2021 hunting season.

Your hunting season dates and hunt areas depend on whether you choose a multi-season spike bull elk permit or a multi-season any bull elk permit. For details, see the table at the bottom of this page.

Extended archery elk hunts

If you haven't taken an elk by the time your multi-season hunt ends, you may con-

tinue hunting in the Uintah Basin, Wasatch Front and West Cache extended archery elk areas during the extended archery elk season, which runs from Aug. 21–Dec. 15, 2021.

To hunt any of the extended archery areas, you must complete the Division's archery ethics course and carry your archery ethics course certificate of completion with you while you're hunting. For more information, see page 7 or visit wildlife.utah.gov/extendedarchery.

Reminder: If you are hunting in an extended archery elk area during the extended archery elk season, you may harvest **any bull elk** or antlerless elk. (This applies even if the extended archery area overlaps a spike bull elk unit.)

Obtaining a multi-season bull elk permit

Multi-season general bull elk permits will be available on different days in July 2021. See the article on page 14 for the exact sales dates and visit wildlife.utah.gov/biggame in early June to see purchase times and locations.

Permits will come out of the same permit quota as the general-season any legal weapon and muzzleloader bull elk permits.

Season dates	Multi-season spike bull elk permit	Multi-season any bull elk permit
Aug. 21–Sept. 10, 2021 Archery season	Use archery equipment to take an antlerless elk or spike bull elk on a general-season spike unit	
Aug. 21–Sept. 22, 2021 Archery season	Use archery equipment to take an antlerless elk or any bull elk on a general-season any bull unit	
Oct. 9–21, 2021 Any legal weapon season	Use any legal weapon to take a spike bull elk on a general-season spike unit	Use any legal weapon to take any bull elk on a general-season any bull unit
Nov. 3–11, 2021 Muzzleloader season	Use muzzleloader equipment to take a spike bull elk on a general-season spike unit	Use muzzleloader equipment to take any bull elk on a general-season any bull unit

Bull elk hunt opportunities for youth

Utah Admin. Rule R657-5-31

New this year: In 2021, there will be an unlimited number of general-season any bull elk permits (any legal weapon, muzzleloader or multi-season) available for youth who will be 17 years of age or younger on July 31, 2021. Remember, you **cannot** hunt until you are at least 12 years old.

The general-season any bull elk permits go on sale July 13, 2021. Visit wildlife.utah.gov/biggame in early June to see permit purchase times and locations.

The general-season any bull permits referenced above are not for the youth any bull elk hunt that runs from Sept. 18–26, 2021. Permits for that hunt were **only** available through the big game drawing.

If you drew a permit for the youth general-season any bull elk hunt — which runs from Sept.

18–26, 2021 — you may use any legal weapon to take a bull elk or antlerless elk of any size on any general-season any bull elk unit in Utah.

Important: A permit for the youth any bull elk hunt is **not** valid during the general-season any bull elk hunts.

Please remember that although you may take a spike bull elk during this hunt, you may **not** hunt on a spike bull elk unit.

You may obtain only one youth any bull elk permit in your lifetime.

Limited-entry bull elk hunts

Utah Admin. Rule R657-5-32

A limited-entry bull elk permit allows you to use the weapon listed on your permit to take one bull elk of any size within the area and season specified on your permit.

Multi-season hunts

There are multi-season hunts that allow the permit holder to hunt bull elk during all three seasons (archery, muzzleloader and any legal weapon) on select limited-entry units.

If you have obtained a permit for one of these hunts, you must use the appropriate weapon type for the season.

Handgun-archery-muzzleloader-shotgun-only (HAMS) bull elk hunts (new)

Utah Admin. Rule R657-5-48

For 2021, the Utah Wildlife Board approved new handgun-archery-muzzleloader-shotgun-only (HAMS) hunts (Oct. 1–Nov. 15, 2021) on these seven limited-entry elk units:

- Box Elder, Sawtooth
- Cache, North
- Nine Mile, Anthro
- Oquirrh-Stansbury
- Plateau, Barney Top/Kaiparowits
- Southwest Desert, North
- West Desert, Deep Creek

Avoid harvesting collared wildlife

The Division has placed radio and GPS collars on bighorn sheep, bison, deer, elk, moose, mountain goats and pronghorn in various areas across the state. The Division is monitoring these animals in a handful of ongoing studies about migration and survival.

If possible, please avoid harvesting a collared animal. It is an expensive and time-consuming process to capture and collar replacement animals.

If you do harvest a collared animal, please remove the collar without cutting it, pull the front two incisors (for aging purposes) and contact your local Division office for information on how to return the collar.

To learn more about collared wildlife studies and the Utah Wildlife Migration Initiative, visit wildlifemigration.utah.gov.

Important: You may **not** use scopes or other optics on any weapons during this hunt. You may only use the following weapons on a handgun-archery-muzzleloader-shotgun-only hunt:

Handgun

Utah Admin. Rule R657-5-9 & R657-5-48

The handgun you use must be legal for bull elk, with no attached scope. (See the *Firearms and archery equipment* section that begins on page 42.) The handgun must also:

- Have no more than a single barrel 15 inches or less in length, including the chamber
- Have a single rear handgrip **without** any form of any of the following:
 - A fixed, detachable or collapsible buttstock
 - An apparatus or extension behind the rear grip that's capable of being used to steady the handgun against the body while firing
 - A vertical foregrip

Finally, the handgun can be no more than 24 inches in overall length.

Archery equipment

Utah Admin. Rule R657-5-11

The archery equipment you use must be legal for bull elk. (See the *Firearms and archery equipment* section that begins on page 42.)

New child support law in effect on July 1

In 2020, the Utah Legislature passed H.B. 197, which places restrictions on fishing and hunting license purchasers for nonpayment of child support. The law goes into effect on July 1, 2021. For additional information — or to arrange a payment schedule — please contact the Office of Recovery Services at 801-536-8500.

Muzzleloader

Utah Admin. Rule R657-5-10

The muzzleloader you use must be legal for bull elk, with no attached scope. (See the *Firearms and archery equipment* section that begins on page 42.)

Shotgun

Utah Admin. Rule R657-5-8

The shotgun you use must be legal for bull elk, with no attached scope. (See the *Firearms and archery equipment* section that begins on page 42.)

More opportunity for archers

Limited-entry archery elk hunters who don't harvest during the limited-entry season will be allowed to hunt the extended archery areas after completing the online extended archery course. For details, please see page 7 or visit wildlife.utah.gov/extendedarchery.

And don't forget: You must submit your harvest survey within 30 days of the final day of your limited-entry season. You do not need to submit a survey for the extended archery season.

Buck pronghorn hunting

Utah Admin. Rule R657-5-34



"Buck pronghorn" means a pronghorn with horns that are longer than five inches (R657-5-2(2)(f)).

To hunt buck pronghorn, you must possess a buck pronghorn permit. If you obtain a buck pronghorn permit, you may **not** obtain any

other pronghorn permit except one that's issued to address a depredation situation.

If you obtained a buck pronghorn permit, you may use the weapon listed on your permit to take one buck pronghorn within the area and season specified on your permit.

You may use a crossbow, an airgun, a draw lock or a muzzleloader with a magnifying scope during the any legal weapon (rifle) hunt.

Note: Only archery equipment may be used during the buck pronghorn archery hunt. If you'd like to hunt from a blind, please contact the public agency that manages the land you'll be hunting on to learn about any regulations you must follow to construct a blind.

Hunter orange

Utah Code § 23-20-31

You must obey Utah's hunter orange regulation (see page 42). Archery and muzzleloader hunters are not required to wear hunter orange unless the other hunts occurring in the area are for any legal weapon general-season buck deer or bull elk.

CWMU buck pronghorn hunts

Utah Admin. Rule R657-37

Cooperative Wildlife Management Units (CWMUs) are private lands that the landowners have opened to a small number of public and private hunters. You may not hunt buck pronghorn on a CWMU unless you obtain a buck pronghorn permit for that CWMU.

To learn more about hunting buck pronghorn on CWMUs, read the article on page 40 and visit wildlife.utah.gov/cwmu.

New ways to report poachers

Utah Admin. Rule R657-51

If you witness an in-progress wildlife violation—or you're aware of a previously committed wildlife crime—you now have new ways to contact our conservation officers. These new options make it much easier to report wildlife crimes, and you can do so anonymously, if needed.

Visit wildlife.utah.gov/utip to learn more about your four contact options, which are listed below in order of urgency:

1. Call our hotline at 1-800-662-3337
2. Submit a tip through the UTDWR law enforcement app (**new this year**)
3. Text a conservation officer at 847411 (**new this year**)
4. Submit an online report at wildlife.utah.gov/utip

When you visit wildlife.utah.gov/utip, you can access the Apple and Android download links for the new UTDWR app and see which regional office code you should include in a text to officers. (The codes ensure that texts get to the regions and officers who are in the best position to respond.)

We encourage you to report any poaching activities immediately and truly appreciate your help in protecting Utah's wildlife.

ONCE-IN-A-LIFETIME HUNTS

All of Utah's bison, bull moose, bighorn sheep and mountain goat permits are considered once-in-a-lifetime permits. That's because you can draw a permit for each of these species only once in your lifetime.

Bison hunting

Utah Admin. Rule R657-5-38



To hunt bison, you must possess a bison permit. You may obtain a bison permit through the big game drawing only once in your lifetime.

If you obtained a hunter's choice bison permit, you may use the weapon type listed on your permit to take one bison of either sex

within the area and the season listed on your permit.

If you obtained a cow bison permit, you may use the weapon type listed on your permit to take only a cow bison within the area and the season listed on your permit.

Note: You may obtain only one bison permit—of any kind—during the 2021 season.

Online orientation course

If you drew a cow bison permit, you must complete the online orientation course located at wildlife.utah.gov/biggame. You'll receive your permit after you successfully complete the course.

Antelope Island

If you drew an Antelope Island bison permit, the Utah Division of Parks and Recreation (Utah State Parks) may require you to complete a course before you can hunt.

Possible changes to trail camera rules

At the direction of the Utah Legislature, the Utah Wildlife Board will be considering possible changes to the state's trail camera rules in 2021.

The Division realizes this is a complex issue—with evolving technologies—and that people have strong feelings about when, where and how trail cameras should be used for scouting and hunting game animals.

A public survey about trail cameras has been completed, and the Utah Wildlife Board has asked the Division to propose regulations for trail cameras. Those proposals will go out for public feedback this sum-

mer through the Regional Advisory Council process. You **will** have an opportunity to voice your opinion about any proposed changes.

If board members choose to pass changes to Utah's trail camera regulations, those changes might go into effect before the hunts this fall. If that occurs, the Division will use multiple communication channels—including email, news releases and social media—to share information about the changes.

Visit wildlife.utah.gov/stay-connected.html to sign up for email news updates and to follow us on Facebook, Twitter, Instagram and YouTube.

Report your harvest

If you obtain an antlerless permit this year, don't forget to complete a harvest report after your hunt ends.

Visit wildlife.utah.gov/harvest and click the Report Your Harvest button near the top of the page. Then, you can log in and complete your harvest report.

If you prefer to complete your harvest report over the phone, call 1-800-221-0659.

Before the hunt begins, Utah State Parks will notify you about the date, time and location of the course. You'll receive your permit after you successfully complete the course.

Because the Antelope Island hunt is administered by Utah State Parks, your hunt will include some extra park-related fees. For more information, please call 801-725-9263.

Nine Mile bison opportunity

In 2020, the Utah Wildlife Board approved a bison hunting opportunity for the Nine Mile unit. This unit is extraordinarily rugged and difficult to access. The odds of a successful hunt are fairly low.

Important: The boundary for this bison hunt (#B16527) has changed in 2021. See wildlife.utah.gov/huntplanner for detailed boundary information.

Hunters who are willing to give up any future opportunities to apply for a bison permit in the big game drawing may purchase an over-the-counter bison hunting permit for this area. There is a mandatory online course before you can purchase a permit. The course explains the access issues in detail and is very direct in describing the challenges of the hunt. For additional details about this hunt and to take the course, visit wildlife.utah.gov/biggame.

Permits will be available for purchase starting July 8, 2021. You can buy the permits

at wildlife.utah.gov and at license agent locations and Division offices.

Important: If you purchase a permit for this hunt, you will forfeit any future opportunities to apply for a bison permit in the big game drawing. You can, however, continue to purchase this permit annually as long as the permit is offered.

Bull moose hunting

Utah Admin. Rule R657-5-37



A "bull moose" is a moose that has antlers that are longer than its ears (R657-5-2(2)(h)).

To hunt bull moose, you must possess a bull moose permit. You may obtain a bull moose permit through the big game drawing only once in your lifetime.

Your bull moose permit allows you to use the weapon type listed on your permit to take one bull moose within the hunting unit and season specified on your permit.

Note: You may obtain only one moose permit—of any kind—during the 2021 season.

CWMU bull moose hunts

Utah Admin. Rule R657-37

Cooperative Wildlife Management Units (CWMUs) are private lands that the landowners have opened to a limited number of public and private hunters. You may not hunt on a bull moose CWMU unless you obtain a bull moose permit for that CWMU.

To learn more about hunting bull moose on CWMUs, read the article on page 40 and visit wildlife.utah.gov/cwmu.

Ram desert bighorn and ram Rocky Mountain bighorn sheep hunting

Utah Admin. Rule R657-5-39



A “ram” is a male desert bighorn sheep or a male Rocky Mountain bighorn sheep (R657-5-2(2)(q)).

To hunt a ram desert bighorn sheep or a ram Rocky Mountain bighorn sheep, you must possess a permit for the species you wish to hunt (i.e., a ram desert bighorn sheep permit to hunt desert bighorn sheep, or a ram Rocky Mountain bighorn sheep permit to hunt Rocky Mountain bighorn sheep).

New options for active, deployed military personnel

In 2020, the Utah Wildlife Board approved two proposals that provide new opportunities for active, deployed members of the military.

If you qualify, you can now purchase a bonus or preference point, even if you missed an application period while deployed. And when you make that point purchase, the Division will waive the required combination or hunting license fee. To qualify for these exemptions, a military member must:

- Be a resident of Utah
- Be deployed for 90 days or longer

Ram desert bighorn sheep hunts and ram Rocky Mountain bighorn sheep hunts are considered separate once-in-a-lifetime hunts. For example, if you obtain a ram desert bighorn sheep permit, and you’ve never obtained a ram Rocky Mountain bighorn sheep permit before, you can continue applying for a ram Rocky Mountain bighorn sheep permit.

A hunter may obtain a maximum of one Rocky Mountain bighorn sheep permit and one desert bighorn sheep permit in the same year, but both permits may not be obtained through the big game drawing.

A ram bighorn sheep permit allows you to use the weapon type listed on your permit to take one ram within the area and the season specified on your permit.

After taking your ram, you must bring its horns to a Division office within 72 hours of leaving your hunting area. When you come to the office, a Division staff person will permanently affix a numbered plug to the horn. This plug certifies that the sheep was taken legally.

outside of Utah on federal orders from military command

- Not have previously received a bonus or preference point for the species and hunt type in the same year
- Otherwise be eligible to receive a bonus or preference point
- Pay a \$10 application fee per point received
- Submit an application for the exemption to the Division no later than Dec. 31 of the qualifying year of being deployed

For additional information and the application form, visit wildlife.utah.gov/military.

Mountain goat hunting

Utah Admin. Rule R657-5-40



To hunt a mountain goat, you must possess a mountain goat permit.

You may use the weapon listed on your permit to take one mountain goat within the area and the season specified on your permit. You may obtain a mountain goat permit through the big game drawing only once in your lifetime.

If you obtained a hunter’s choice mountain goat permit, you may use the weapon type listed on your permit to take one goat of either sex within the area and the season listed on your permit.

If you obtained a female mountain goat permit, you may use the weapon type listed on your permit to take only a female goat within the area and the season listed on your permit.

Note: You may obtain only one mountain goat permit—of any kind—during the 2021 season.

Online orientation course

If you obtained a mountain goat permit, you must complete the online orientation course located at wildlife.utah.gov/biggame. You’ll receive your permit after you successfully complete the course.

Possible habitat work in your hunt area

Throughout the year, the Division works with other government agencies—including the U.S. Forest Service and the Bureau of Land Management—to complete thousands of acres of habitat-improvement work on Utah’s public lands.

Those projects range from plant removal to prescribed burns and from helicopter reseedling to large-scale planting projects. They help restore habitat for mule deer, elk, sage-grouse and other species, giving them the food and cover they need to thrive on the landscape.

Please be aware that projects occur across the state, year round. This means that sometimes a project may occur in a portion of your hunt area, during the hunt.

If this is something you’re concerned about, you may want to contact the land-management agency for your hunt area this summer. They may be able to give you a tentative list of projects for 2021, which will give you more information in planning your hunt.

You can also see a list of past, current and proposed restoration projects at watershed.utah.gov.

ANTLERLESS HUNTS

Utah offers antlerless hunts each year. These hunts help ensure that populations remain at sustainable, manageable levels, and they remove animals that pose depredation problems. Depending on the permit you obtain, you could hunt antlerless deer, elk or moose, doe pronghorn or ewe bighorn sheep. This section describes the species you can hunt, the weapons you can use and the types of permits that are available.

Antlerless deer hunting

Utah Code § 23-20-3 and Utah Admin. Rule R657-5-27



An “antlerless deer” is a deer without antlers or with antlers five inches or shorter (R657-5-2(2)(a)).

To hunt antlerless deer, you must possess an antlerless deer permit. A person may obtain only one antlerless deer permit or one two-doe antlerless deer permit through the antlerless drawing.

An antlerless deer permit allows you to use the legal weapon listed on your permit to take one antlerless deer in the area and season specified on your permit.

A two-doe antlerless deer permit allows you to use the legal weapon listed on your permit to take two antlerless deer in the area and season specified on your permit.

If you have an any legal weapon (rifle) permit, you may use a crossbow, an airgun, a draw lock or a muzzleloader with a magnifying scope during the rifle hunt.

You may not hunt antlerless deer on a Cooperative Wildlife Management Unit (CWMU) unless you obtain an antlerless deer permit for that CWMU.

You may obtain only one antlerless deer permit for the 2021 antlerless season.

Additional opportunity

There is some flexibility if you are an antlerless deer permit holder who also possesses a permit to hunt any one of the following seasons:

- General-season buck deer (archery, muzzleloader, any legal weapon or dedicated hunter)
- General-season bull elk (archery, muzzleloader, any legal weapon or multi-season)
- Premium limited-entry buck deer (archery, muzzleloader, any legal weapon or multi-season)
- Limited-entry buck deer (archery, muzzleloader, any legal weapon or multi-season)
- Limited entry bull elk (archery, muzzleloader, any legal weapon or multi-season)
- Antlerless elk

If your antlerless deer permit is for the same area as one of the permits listed above—and you use the appropriate weapon type specified for your current hunting season—you may use your antlerless deer permit during the season listed on your other permit.

If you harvest a buck deer, bull elk or antlerless elk—and you have an unfilled antlerless deer permit—you may continue hunting antlerless deer during the buck deer, bull elk or antlerless elk season listed on your other permit. However, you may not use a permit for a buck deer or bull elk during the antlerless season, unless it’s during the timeframe when the two seasons overlap.

Antlerless elk hunting

Utah Code § 23-20-3 and Utah Admin. Rule R657-5-33



An “antlerless elk” is an elk without antlers or with antlers five inches or shorter (R657-5-2(2)(b)).

To hunt antlerless elk, you must possess an antlerless elk permit. This permit allows you to use the legal weapon listed on your permit to take one antlerless elk in the area and season specified on your permit.

If you have an any legal weapon (rifle) permit, you may use a crossbow, an airgun, a draw lock or a muzzleloader with a magnifying scope during the rifle hunt.

You may not hunt antlerless elk on a Cooperative Wildlife Management Unit (CWMU) unless you obtain an antlerless elk permit for that CWMU.

Antlerless season dates online

To review the 2021 antlerless season dates—as well as information about antlerless hunting options, permit numbers, application dates, maps and hunt boundaries—visit wildlife.utah.gov/guidebooks. These tools and resources will be available online by May 20, one week before the antlerless application period begins.

You can apply for antlerless permits from May 27 to June 17, 2021.

For more information on the antlerless application period, see page 13.

Obtain three elk permits

You can obtain up to three elk permits in Utah each year.

- A maximum of one permit can be for a bull elk.
- A maximum of one antlerless elk permit can be obtained through the antlerless drawing.
- A maximum of two antlerless elk permits can be obtained over the counter.

For the purposes of obtaining multiple elk permits, an archery elk permit (hunter’s choice) is considered a bull elk permit. Likewise, general-season archery permits are also considered bull elk permits. Antlerless elk-control or private-lands-only permits are considered antlerless permits.

You may apply for only one antlerless elk permit in the antlerless drawing.

If you do not obtain an antlerless elk permit in the drawing, you may be eligible to purchase up to two antlerless elk permits over the counter.

Over-the-counter antlerless elk permits include all of the following:

- Antlerless elk-control permits (for detailed information about these permits, see wildlife.utah.gov/antlerless-elk-control.html)
- Private-lands-only permits (for detailed information about these permits, see wildlife.utah.gov/private-lands-only-permits.html)
- Mitigation vouchers
- CWMU vouchers
- Any general-season permits that remain available after the antlerless drawing

Please keep in mind that both antlerless elk-control and private-lands-only permits have special usage requirements. Do **not** purchase either of the permits until you understand and can meet those requirements.

Hunter Mentoring program

The Utah Hunter Mentoring program allows any qualifying adult to share their hunting permits with resident youth.

Permits that are eligible for sharing under the Hunter Mentoring program include all big game permits as well as black bear, cougar, turkey, greater sage-grouse and sharp-tailed grouse permits. Only swan and sandhill crane permits may not be shared because they are subject to conflicting federal regulations.

To learn more about program eligibility and requirements and to download the application form, visit wildlife.utah.gov/mentoring.

The units where you can use these permits **may change every year**. (For example, the South Slope, Yellowstone unit is **not** an antlerless elk-control unit this year.) See the map on page 61 to view all of the antlerless elk-control units.

Additional opportunity

There is some flexibility if you are an antlerless elk permit holder who also possesses a permit to hunt any one of the following seasons:

- General-season buck deer (archery, muzzleloader, any legal weapon or dedicated hunter)
- General-season bull elk (archery, muzzleloader, any legal weapon or multi-season)
- Premium limited-entry buck deer (archery, muzzleloader, any legal weapon or multi-season)
- Limited-entry buck deer (archery, muzzleloader, any legal weapon or multi-season)
- Limited entry bull elk (archery,

muzzleloader, any legal weapon or multi-season)

- Antlerless deer or elk, excluding antlerless elk-control permits

If your antlerless elk permit is for the same area as one of the permits listed above—and you use the appropriate weapon type specified for your current hunting season—you may use your antlerless permit during the season dates authorized for your other permit.

Please keep in mind, you may continue to hunt for antlerless elk during the season dates listed on your buck or bull permit, even after you have harvested your buck or bull. However, you may not use a permit for a buck deer or bull elk during the antlerless season, unless it's during the timeframe when the two seasons overlap.

If you obtain two antlerless elk permits for the same area—but the permits are for different seasons—you may harvest both elk during the same season.

Doe pronghorn hunting

Utah Code § 23-20-3 and Utah Admin. Rule R657-5-35



A "doe pronghorn" is a pronghorn without horns or with horns five inches or shorter (R657-5-2(2)(j)).

To hunt a doe pronghorn, you must possess either a doe pronghorn permit or a two-doe pronghorn permit. A person may obtain only one doe pronghorn permit or one two-doe pronghorn permit through the antlerless drawing.

If you obtain a doe pronghorn permit, you may **not** obtain any other pronghorn permit except one that's issued to address a depredation situation.

A doe pronghorn permit allows you to use the legal weapon listed on your permit to take one doe pronghorn in the area and season specified on your permit.

A two-doe pronghorn permit allows you to use the legal weapon listed on your permit to take two doe pronghorn in the area and season specified on your permit.

If you have an any legal weapon (rifle) permit, you may use a crossbow, an airgun, a draw lock or a muzzleloader with a magnifying scope during the rifle hunt.

If you already have a 2021 pronghorn permit, you may not apply for a doe pronghorn permit or preference point.

You may not hunt doe pronghorn on a Cooperative Wildlife Management Unit (CWMU) unless you obtain a doe pronghorn permit for that CWMU.

Antlerless moose hunting

Utah Code § 23-20-3 and Utah Admin. Rule R657-5-36



An "antlerless moose" is a moose without antlers or with antlers shorter than its ears (R657-5-2(2)(c)).

To hunt antlerless moose, you must first obtain an antlerless moose permit. This permit allows you to use any legal weapon to take one antlerless moose in the area and season specified on your permit.

If you already have a 2021 moose permit, you may not apply for or obtain an antlerless moose permit or bonus point.

You may not hunt antlerless moose on a Cooperative Wildlife Management Unit (CWMU) unless you obtain an antlerless moose permit for that CWMU.

Ewe bighorn sheep hunting

Utah Admin. Rule R657-5-39.5



A "ewe" is a female bighorn sheep or any bighorn sheep younger than one year of age (R657-5-2(2)(m)).

Hunters will have the relatively new option of applying for ewe bighorn sheep permits in 2021. For details, visit wildlife.utah.gov/guidebooks in late May to research antlerless hunting options and application information.

To hunt either a ewe desert bighorn sheep or a ewe Rocky Mountain bighorn sheep, you must possess a permit for the species you wish to hunt (i.e., a ewe desert bighorn sheep permit to hunt female desert bighorn sheep, or a ewe Rocky Mountain bighorn sheep permit to hunt female Rocky Mountain bighorn sheep).

A ewe bighorn sheep permit allows you to use the weapon type listed on your permit to take one ewe within the area and the season specified on your permit.

If you obtain a ewe permit, you may not hunt desert bighorn or Rocky Mountain bighorn sheep during any other sheep hunt or obtain any other sheep permit during that hunt year.

PERMIT SURRENDERS, REFUNDS AND EXCHANGES

Utah Code § 23-19-38 & Utah Admin. Rule R657-42-4

What happens if you obtain a permit and then realize you won't be able to use it? You have a few options, some of which have recently changed.

Surrendering a permit

If you need to surrender your permit—and your hunting season hasn't started—you should consider surrendering the permit as soon as possible. If you surrender early enough, you'll be able to keep your bonus points or preference points and avoid a waiting period.

Reminder: If you want to surrender your big game permit, you are strongly encouraged to do so **at least 30 days before the season opens**. The surrender process has changed and could result in the loss of previously accrued bonus or preference points. Learn more below or visit wildlife.utah.gov/refund.

Individuals

How permit surrender affects an individual's bonus and preference points

Reminder: If you surrender a big game permit at least 30 days before the start of the season, you'll get all of your previously accrued bonus or preference points for that species/permit back, but you will not earn a point for the current year. **Important: If you surrender a big game permit less than 30 days before the season opens, you will lose all of your previously accrued bonus or preference points for that species/permit and you will not earn a point for the current year.**

As long as you surrender a big game permit before the season opens, any applicable waiting period(s) will be waived.

Groups

How permit surrender affects a group's bonus and preference points

Reminder: If you obtain a permit through a group application—and then you decide to surrender it—you will not have your bonus or preference points reinstated unless your **entire** group meets the following conditions:

- All group members must surrender their permits
- Permit surrenders must occur at least 30 days before the start of the season

Note: Even if you meet the above conditions, you will not earn a point for the current year.

Important: If some of your group members surrender their permits **less than 30 days** from the season opener, **all** group members will lose **all** of their bonus or preference points.

Members of the group may not surrender their permits individually unless the surrender occurs because of:

- Activation in the military
- An injury/illness that will prevent the individual from hunting
- Death

How permit surrender affects waiting periods

If members of a group surrender their permits before the season begins, the waiting period will be waived. General-season permits are not subject to waiting periods.

Dedicated Hunters

If you're enrolled in the Dedicated Hunter program, and you decide to surrender your permit, you must return it to the Division before Aug. 21, 2021 (the day the general-season archery deer hunt opens).

Private landowner and CWMU permit holders

If you obtain a limited-entry landowner permit or a private CWMU permit, you can surrender it.

Limited-entry private landowner permits must be surrendered before the season the permit was issued for opens.

To surrender a private CWMU permit, there are two options. If possible, you should surrender your CWMU permit before the CWMU season opening dates listed on page 41. To surrender your permit after the CWMU season has started, but before you hunt, you and the CWMU operator must both sign an affidavit stating that you did not hunt with the permit. Both of the signatures must be notarized.

After the signatures are notarized, submit the affidavit and the unused permit to the Division.

Obtaining a refund

The Division rarely issues refunds for permits, licenses or certificates of registration, but there are some exceptions. To see if you're eligible for a refund, visit wildlife.utah.gov/refund.

Reminder: If you are eligible for a refund, you must submit all required forms and accompanying paperwork within 90 days of the season ending in order to qualify for a full refund.

Exchanging a permit

You may exchange your general-season buck deer permit for one that's available in another unit, but it must be for the same species and sex. For example, you cannot exchange a buck deer permit for a bull elk permit.

You may also exchange your general-season bull elk permit for another available general-season bull elk permit. For example, you could exchange an any bull elk permit for a spike bull elk permit, if a spike bull permit was available.

You may also exchange a general-season bull elk permit to obtain an available bull elk permit for a different weapon type. For example, you could exchange a general-season any legal weapon bull elk permit for a general-season archery bull elk permit.

Any exchange must occur at a Division office, before the season opening date on the permit you originally obtained.

You must also pay a \$10 handling fee to exchange a permit.

Duplicate licenses

Utah Code § 23-19-10 & Utah Admin. Rule R657-5-5

If your unexpired license or permit is destroyed, lost or stolen, you can obtain a duplicate from a Division office or a license agent for \$10 or half of the price of the original license or permit, whichever is less.

If you drew a license or permit, but you never received it, the Division may waive the fee that you would normally have to pay to get a duplicate.

Keep in mind that you can also use the Utah Hunting and Fishing app to legally carry hunting or combination licenses on a phone or tablet for all the members of your family. To download the app, visit wildlife.utah.gov/mobileapp.

COOPERATIVE WILDLIFE MANAGEMENT UNITS

Utah Admin. Rule R657-37

More than 60 percent of the rangelands that Utah's big game animals rely on in the winter are on private land. Utah's Cooperative Wildlife Management Unit (CWMU) program works with landowners to preserve these lands, improve the habitat and provide more access to public hunters.

How the program works

The CWMU program provides landowners with an economic incentive to keep their private range and forest lands as wildlife habitat instead of developing them.

CWMUs comprise more than two million acres of land in Utah. They'll provide more than 4,500 big game and antlerless hunting permits in 2021. Approximately one-third of those permits are available to the general public through the state's big game drawing.

Hunting on CWMUs provides both public and private hunters with several advantages. Among those advantages are a better chance to take an animal and fewer hunters to compete with.

Obtaining a CWMU permit

If you're a Utah resident, there are two ways to obtain a CWMU permit: you can apply for one in the state's public drawing, or you can obtain a permit voucher from the landowner or operator of the CWMU you want to hunt.

If you're not a resident of Utah, you cannot apply for a CWMU permit in the public drawing. You can, however, obtain a permit voucher directly from the CWMU landowner or operator.

If you obtain a CWMU voucher, you can redeem it for a permit by visiting wildlifelicenses.utah.gov/hflo.

You can also redeem the voucher at any Division office or by mailing the voucher to:

CWMU Front Desk
Division of Wildlife Resources
P.O. Box 146301
Salt Lake City, Utah 84114-6301

(Please allow 10 to 14 days for processing.)

If you obtain a CWMU permit, you may hunt only on the CWMU that's specified on your permit. You may take only one animal of the species and sex listed on the permit. You'll also incur a waiting period for the species you obtained a permit for. (Please see pages 20–21 in the *2021 Utah Big Game Application Guidebook* for more information about waiting periods.)

You may not obtain more than one moose, one buck deer or one bull elk permit in a year, but you can obtain antlerless deer and antlerless elk permits as well as buck and doe pronghorn permits. More information about antlerless permits is available on page 13.

Important: CWMU landowner association members and operators—and their spouses and dependent children—cannot apply for their own CWMU permits in the public drawing.

How to participate

If you draw a permit to hunt a CWMU, it is your responsibility to contact the CWMU operator to obtain the following:

- The dates you'll be allowed to hunt within the legal CWMU hunting season framework. Both you and the operator must schedule around each of your individual needs—please be realistic and patient.
- A map of the CWMU, including access points. The CWMU will provide public hunters access to the entire CWMU, except for areas that are closed to both public and private hunters. If you

feel that you haven't received equal treatment, please contact your regional Division office.

- A copy of the CWMU's rules. CWMUs are allowed to develop rules of conduct for their unit. Examples of these rules may include: no preseason scouting; checking into and out of the unit daily; limited vehicle access; no overnight camping; a marksmanship test; and limiting the number of hunting companions. If you fail to abide by these rules, you might be asked to leave the CWMU. You can also review these rules online at wildlife.utah.gov/cwmu.

Season dates

The Utah Wildlife Board has established timeframes for hunting on CWMUs (see chart to the right). Within these timeframes, hunters should expect to hunt at least five days for bucks/bulls and three days for antlerless big game.

Please remember that Sunday does not count as part of the established hunting timeframe unless mutually agreed upon by both the hunter and the CWMU operator.

The CWMU operator may also allow you to hunt additional days within the listed timeframes.

Before you apply for a CWMU permit, contact the operator to obtain general information about hunt dates, permitted weapons and other rules. If you draw a permit, it is **your** responsibility to contact the CWMU operator to confirm your season dates.

Hunt	Dates
Archery hunts for buck deer, buck pronghorn and bull elk	Aug. 21–Oct. 31, 2021
Any legal weapon (rifle) hunts for buck deer, buck pronghorn, bull elk and bull moose	Sept. 1–Oct. 31, 2021

Hunt	Dates
Muzzleloader hunts for buck deer	Sept. 1–Oct. 31, 2021
Muzzleloader hunts for bull elk	Sept. 1–Oct. 31, 2021

Some deer and elk CWMUs have hunting seasons outside of these timeframes. For all CWMU hunt season dates, operator names and contact numbers, visit wildlife.utah.gov/CWMU.

Reporting your harvest success

If you obtain a CWMU permit for an antlered animal, you must report information about your hunt within 30 days after it ends. Please see page 20 for more information about this important requirement.

Complaint process

If you wish to lodge a complaint against a CWMU, you should contact the Division of Wildlife Resources immediately. Biologists and conservation officers can supply you with a complaint form, or you can make the complaint in person or over the telephone. You and the operator should make every effort to resolve your issues before they escalate to the Division level.

If your problem cannot be resolved locally, it may be passed on to a CWMU Advisory Committee for review and possible action.

Learn more

To learn more about the CWMU program or to view maps of CWMU properties, visit wildlife.utah.gov/CWMU.

FIELD REGULATIONS

Several rules have been established to regulate big game hunting in Utah. These rules exist to ensure big game animals are hunted ethically and to help keep you safe in the field. Please be familiar with the requirements for carrying and using firearms and archery tackle. You should also know the different types of hunting methods that may and may not be used and what you're required to do with any big game animal you take.

Hunting hours

Utah Code § 23-20-3 and Utah Admin. Rule R657-5-6

You may take big game animals from 30 minutes before official sunrise until 30 minutes after official sunset.

Requirement to wear hunter orange

Utah Code § 23-20-31

You must wear a minimum of 400 square inches of hunter orange material on your head, chest and back while hunting any species of big game, unless you are involved in one of the following types of hunts:

- Participating in a once-in-a-lifetime, statewide conservation or statewide sportsman hunt
- Participating in an archery, muzzleloader or HAMS hunt outside of an area where a general-season any legal weapon bull elk or general-season any legal weapon buck deer hunt is occurring
- Hunting on a cooperative wildlife management unit (CWMU), unless hunter orange is otherwise required by the operator of the CWMU
- Participating in urban deer removal, as authorized by *Utah Admin. Rule R657-65*.

Checkpoints and officer contacts

Utah Code §§ 23-20-25 and 77-23-104

To help the Division fulfill its responsibility as trustee and custodian of Utah's wildlife, Division conservation officers and biologists monitor the taking and possession of big game animals and the required permits, firearms

and equipment used for hunting. You should expect to encounter conservation officers and biologists checking hunters in the field and at checkpoints.

If you're contacted by a conservation officer, you must provide the officer with the items he or she requests, including any licenses and permits required for hunting, any devices used to participate in hunting and any game you've taken. These contacts allow the Division to collect valuable information about Utah's big game animals.

Firearms and archery equipment

Prohibited weapons

Utah Code §§ 23-20-3 and 23-13-18 and Utah Admin. Rule R657-5-7

You may only use firearms and archery tackle that are expressly permitted in this guidebook.

While hunting big game, you may not use:

- A firearm that's capable of being fired fully automatic
- Any light-enhancement device or aiming device that casts a visible beam of light
- A firearm equipped with a computerized targeting system that marks a target, calculates a firing solution and automatically discharges the firearm at a point calculated most likely to hit the acquired target
- A computer or other device to remotely control the aiming and discharge of a firearm or other weapon for hunting an animal.

These restrictions do not apply to laser range-finding devices or illuminated sight pins for archery equipment.

Rifles, airguns, shotguns and crossbows

Utah Code § 23-20-3 and Utah Admin. Rule R657-5-8

You may use a rifle or shotgun to hunt big game, but your firearm and ammunition must meet the following requirements:

- Your rifle must fire centerfire cartridges and expanding bullets.
- Your shotgun must be 20 gauge or larger, and you may use only slug ammunition or buckshot that's 00 or larger in size.

You may only use an airgun or crossbow to take big game if you have an any legal weapon permit. You may **not** use an airgun or crossbow to take big game if you have an archery or muzzleloader permit. (Please see *Utah Admin. Rule R657-12-8* and *Utah Admin. Rule R657-5-11* for exceptions to this rule.)

If you use an airgun to hunt big game, that airgun must:

- Be pneumatically powered
- Be pressurized solely through a separate charging device
- Only fire a bolt or arrow

Your arrows or bolts must be at least 16 inches long and travel at least 400 feet per second at the muzzle. They must also have either a fixed broadhead that is at least 7/8-inch wide at the widest point or an expandable, mechanical broadhead that is at least 7/8-inch wide at the widest point when the broadhead is in the open position.

A crossbow used to hunt big game must have a minimum draw weight of 125 pounds and a positive mechanical safety mechanism.

A crossbow arrow or bolt used to hunt big game must be at least 16 inches long and have at least one of the following:

- Fixed broadheads that are at least 7/8-inch wide at the widest point
- Expandable, mechanical broadheads that

Are you allowed to possess a weapon?

Utah Code §§ 76-10-503 and 76-10-512

It is illegal under *Utah Code §§ 76-10-503* and *76-10-512* to possess or use a firearm, muzzleloader or any other dangerous weapon if you have been charged or convicted of certain offenses.

The purchase or possession of any hunting license, permit, tag or certificate of registration from the Division does not authorize the holder to legally possess or use a firearm, muzzleloader or any other dangerous weapon while hunting if they are otherwise restricted from possessing these weapons under Utah Code.

To determine whether you are allowed to possess a weapon, please review the Utah Code sections listed above or contact the law enforcement agency that oversees your case.

are at least 7/8-inch wide at the widest point when the broadhead is in the open position

It is unlawful for any person to:

- Hunt big game with an airgun or crossbow during a big game archery hunt, except as provided in *R657-12-8* and *R657-5-11*.
- Carry a cocked crossbow containing an arrow or a bolt while in or on any motorized vehicle on a public highway or other public right-of-way, except as provided in *R657-12-4*.
- Hunt any protected wildlife with a crossbow bolt that has any chemical, explosive or electronic device attached.

A crossbow used to hunt big game during an any legal weapon hunt may have a fixed or variable magnifying scope.

Handguns

Utah Code § 23-20-3 and Utah Admin. Rule R657-5-9

You may use a handgun to take big game animals, but the handgun must be a minimum of .24 caliber and must fire a centerfire cartridge with an expanding bullet.

If you're hunting deer or pronghorn, the handgun must develop at least 500 foot-pounds of energy at the muzzle.

Reminder: If you have a handgun-archery-muzzleloader-shotgun-only permit to hunt deer, there are other handgun regulations you must follow. For details, see page 21.

If you're hunting elk, moose, bison, bighorn sheep or mountain goat, the handgun must develop at least 500 foot-pounds of energy at 100 yards.

Muzzleloaders

Utah Code § 23-20-3 and Utah Admin. Rule R657-5-10

Muzzleloaders may be used during any big game hunt, except the archery hunt. To hunt big game with a muzzleloader, your muzzleloader must meet all of the following requirements:

- It can be loaded only from the muzzle.
 - It may have open sights, peep sights or a variable- or fixed-power scope, including a magnifying scope.
 - It can have only one barrel, and the barrel must be at least 18 inches long.
 - It cannot be capable of firing more than once without being reloaded.
 - The powder and bullet—or powder, sabot and bullet—cannot be bonded together as one unit for loading.
 - It must be loaded with black powder or a black powder substitute. The black powder or black powder substitute cannot contain smokeless powder, but may contain some nitrocellulose.
 - To hunt big game, you must use a lead or expanding bullet or projectile that's at least 40 caliber in size.
 - If you're hunting deer or pronghorn, your bullet must be 130 grains or heavier, or your sabot must be 170 grains or heavier.
 - If you're hunting elk, moose, bison, bighorn sheep or mountain goat, you must use a 210-grain or heavier bullet, or a sabot bullet that's at least 240 grains.
- If you obtain a muzzleloader permit, you may use only the muzzleloader equipment authorized in this section to take the species listed on the permit.
- You may not possess or be in control of a rifle or shotgun while in the field during the muzzleloader hunt. For the purposes of this section, "field" means a location where you are likely to find the species listed on your permit. (You are not considered to be in the field if you are in an established camping area or traveling in a fully enclosed automobile or truck.) This restriction does not apply to the following people:
- Hunters who are lawfully hunting upland game or waterfowl
 - Hunters who are licensed to hunt big game species during rifle or muzzleloader hunts that coincide with the archery hunt
 - Livestock owners who are protecting their livestock
 - Individuals who are carrying a concealed weapon (You may not use your concealed firearm to hunt or take protected wildlife.)
- Please remember that your bow may be equipped with a range-finding device. Also, if you carry arrows in or on a vehicle, the arrows must be in an arrow quiver or a closed case.
- If you obtain an archery permit—for either an archery-only season or a once-in-a-lifetime hunt—you may use only the archery equipment authorized in this section to take the species listed on the permit.
- You may not possess or be in control of a rifle, shotgun, airgun, muzzleloader, crossbow or draw-lock while in the field during an archery hunt. For the purposes of this section, "field" means a location where you are likely to find the species listed on your permit. (You are not considered to be in the field if you are in an established camping area or traveling in a fully enclosed automobile or truck.)
- This restriction does not apply to the following people:
- Hunters who are lawfully hunting upland game or waterfowl
 - Hunters who are licensed to hunt big game species during rifle or muzzleloader hunts that coincide with the archery hunt
 - Livestock owners who are protecting their livestock
 - Individuals who are carrying a concealed weapon (You may not use your concealed firearm to hunt or take protected wildlife.)
- ## Archery equipment
- Utah Code § 23-20-3 and Utah Admin. Rule R657-5-11*
- Archery equipment may be used during any big game hunt except the muzzleloader hunt.
- To hunt big game with archery equipment, your equipment must meet all of the following requirements:
- Your bow must have a minimum pull of 30 pounds at the draw or the peak, whichever comes first.
 - Your arrowheads must have two or more sharp-cutting edges that cannot pass through a 7/8 inch ring. If you're using expanding arrowheads, the arrowheads must have two or more sharp-cutting edges that cannot pass through a 7/8 inch ring when expanded.
 - Your arrows must be at least 20 inches long, from the tip of the arrowhead to the tip of the nock.
- You may not use any of the following equipment to take big game during the archery season:
- A crossbow or airgun (Please see *Utah Admin. Rule R657-12* and *Utah Admin. Rule R657-5-11* for exceptions to this rule.)
 - Arrows with chemically treated or explosive arrowheads
 - A mechanical device that holds the bow at any increment of draw (Please see *Utah Admin. Rule R657-12* and *Utah Admin. Rule R657-5-11* for exceptions to this rule.)
 - A release aid that is not handheld or that supports the draw weight of the bow
 - A bow with a magnifying-aiming device

Hunters with disabilities

Utah Admin. Rule R657-12

Utah provides special hunting accommodations for people with disabilities. These accommodations include the opportunity to hunt with a companion, use a crossbow, hunt from a vehicle, use a draw lock and use a scope on archery equipment.

Hunters with disabilities may also apply for an extension to their season if they have a 2021 big game hunting permit in their possession and they meet certain criteria.

To learn more about hunting accommodations for people with disabilities, please visit wildlife.utah.gov/disabled or call any Division office.

Utah's Walk-in Access Program

Utah Admin. Rule R657-56-13

The Walk-in Access (WIA) program provides hunters, anglers and trappers access to privately owned land, streams, rivers, ponds or reservoirs.

If you use Utah's Walk-in Access (WIA) properties, remember to obtain your annual WIA authorization number.

The Division issues authorization numbers to track the use of WIA properties throughout the year and to assess the program's value to the public.

To obtain your authorization number, visit wildlife.utah.gov/walkinaccess and click "Authorization numbers." Follow the instructions and obtain your number. You can also request a number by calling 1-800-221-0659.

Also, remember that WIA properties are private land and may have special restrictions on season dates, allowable activities, species and weapon types. Visit wildlife.utah.gov/walkinaccess for details.

considered to be loaded when there is an unexpended cartridge, shell or projectile in the firing position.

Pistols and revolvers are also considered to be loaded when an unexpended cartridge, shell or projectile is in a position whereby the manual operation of any mechanism once would cause the unexpended cartridge, shell or projectile to be fired.

A muzzleloading firearm is considered loaded when it is capped or primed and has a powder charge and ball or shot in the barrel or cylinders.

Areas where you cannot discharge a firearm

Utah Code § 76-10-508 and Utah Admin. Rule R657-12

You may not discharge a dangerous

weapon or firearm under any of the following circumstances:

- From a vehicle
- From, upon or across any highway
- At power lines or signs
- At railroad equipment or facilities, including any sign or signal
- Within Utah state park camp or picnic sites, overlooks, golf courses, boat ramps or developed beaches
- Without written permission from the owner or property manager, within 600 feet of:
 - A house, dwelling or any other building
 - Any structure in which a domestic animal is kept or fed, including a barn, poultry yard, corral, feeding pen or stockyard

Carrying a dangerous weapon while under the influence of alcohol or drugs

Utah Code § 76-10-528

You may not carry a dangerous weapon or hunt big game while under the influence of alcohol or drugs. Please see *Utah Code § 76-10-528* at wildlife.utah.gov/rules for more information.

Areas with special restrictions

Utah Admin. Rule R657-5-12

The following areas have certain restrictions. Please be familiar with them before heading into the field.

Counties and local municipalities

Please check county and local municipality ordinances regarding firearm restrictions before hunting in these areas.

State waterfowl management areas

In 2021, you may hunt big game during the archery season on the following waterfowl management areas: Bicknell Bottoms, Browns Park, Clear Lake, Desert Lake, Locomotive Springs and Redmond.

You may hunt big game during the archery, muzzleloader and any legal weapon seasons on the Stewart Lake Waterfowl Management Area.

All of Utah's other waterfowl management areas are closed to big game hunting.

State parks

Utah Code § 76-10-508 and Utah Admin. Rule R651-614-4

Hunting of wildlife is allowed within the boundaries of all state park areas, **except** those areas and hunts specifically closed by the Utah Division of State Parks and Recreation in *Utah Admin. Rule R651-614*. For more information, visit stateparks.utah.gov/resources/hunting-at-state-park.

State laws regarding the possession and discharge of dangerous weapons apply in state park areas open to hunting. For information about discharging a dangerous weapon or firearm in a state park, see the *Areas where you cannot discharge a firearm* section above or review *Utah Code § 76-10-508*.

National wildlife refuges

The U.S. Fish and Wildlife Service has expanded general-season archery hunting opportunities for mule deer and pronghorn on the Fish Springs National Wildlife Refuge. For details, visit the refuge website at go.usa.gov/xHpsz.

National parks and monuments

All of Utah's national parks and monuments—except the Grand Staircase-Escalante and Bears Ears national monuments—are closed to hunting.

Native American trust lands

To hunt on Native American trust lands, you must obtain a permit from the Native American tribe that owns the land. You must also observe all of the tribe's wildlife regulations while hunting on these trust lands.

Military installations

All of the military installations in Utah, including Camp Williams, are closed to hunting and trespassing unless you have authorized permission.

Salt Lake County

To view maps of the Salt Lake County areas listed below, visit wildlife.utah.gov/huntplanner. These areas have various restrictions, and you may not do any of the following:

- Hunt big game within one-half mile of Silver Lake in Big Cottonwood Canyon.
- Hunt on the Red Butte Research Natural Area, which is closed to public access.
- Hunt in Emigration Township with a rifle or muzzleloader. This area is restricted to archery tackle only. Visit wildlife.utah.gov/huntplanner to view a map of the archery-only area in Emigration Township.
- Hunt within the portion of Alta that is closed to hunting. Please contact the town of Alta for hunt boundaries and other information.
- Hunt buck deer or bull elk with a rifle or muzzleloader south of I-80 and east of I-15 (see map online at wildlife.utah.gov/huntplanner).

Also, before hunting in the Salt Lake County area, please check the Salt Lake County and local municipality ordinances regarding firearm and hunting restrictions.

CWMUs and limited-entry units

There are a few restrictions that apply to CWMUs and limited-entry hunting units:

- You may **not** hunt on a CWMU unless you obtain a permit to hunt a particular species on that CWMU.
- Archery hunters may not kill a cow elk on the Book Cliffs hunting unit.

Scott M. Matheson Wetlands Preserve

You may use only archery equipment, muzzleloaders or shotguns while hunting on the Scott M. Matheson Wetlands Preserve.

Green River—Jensen, Utah

You may not discharge a firearm, except a shotgun or a muzzleloader, from, upon or across the Green River near Jensen, Utah (from the bridge on US-40 upstream to the Dinosaur National Monument boundary).

Motorized vehicle access on wildlife management areas

Utah Admin. Rule R657-6-14

Motorized vehicle travel on state wildlife management areas is restricted to county roads, parking areas, and areas marked or posted open to motorized vehicle travel. Seasonal closures may occur.

Trespassing

Utah Code §§ 23-20-14 and 23-20-3.5

While taking wildlife or engaging in wildlife-related activities, you may not—without written permission—enter or remain on privately owned land that is:

- Cultivated
- Properly posted
- Fenced or enclosed in a manner designed to exclude intruders

In addition, you may not:

- Enter or remain on private land when

Obtain permission to hunt private property

The Division cannot guarantee access to private land, and the agency does not have the names of landowners who own property where hunts occur.

Under certain circumstances, you must obtain written permission from the landowner or the landowner's authorized representative before hunting or trapping on private lands. Ideally, you should have permission **before** you apply for or obtain a permit.

If you obtain written permission in advance, you know you'll be able to use the permit if you draw it.

You can find and download a landowner permission card at wildlife.utah.gov/permission.

directed not to do so by the owner or a person acting for the owner

- Obstruct any entrance or exit to private property

"Cultivated land" is land that is readily identifiable as land whose soil is loosened or broken up for the raising of crops, land used for the raising of crops, or a pasture that is artificially irrigated.

"Permission" means written authorization from the owner or person in charge to enter upon private land that is cultivated or properly posted. Permission must include all of the following details:

- The signature of the owner or person in charge
- The name of the person being given permission
- The appropriate dates
- A general description of the land

You can find an authorization form online at wildlife.utah.gov/permission.

"Properly posted" means that signs prohibiting trespass—or bright yellow, bright

orange or fluorescent paint—are clearly displayed at all corners, on fishing streams crossing property lines, and on roads, gates and rights-of-way entering the land. Or, they are displayed in a manner that is visible to a person in the area.

You may not post private property you do not own or legally control or land that is open to the public as provided by *Utah Code § 23-21-4*. In addition, it is unlawful to take protected wildlife or its parts while trespassing in violation of *Utah Code § 23-20-14*.

You are guilty of a class B misdemeanor if you violate any provision described in this section. Your license, tag or permit privileges may also be suspended.

Prohibited hunting methods

Utah Code §§§§ 23-20-3, 23-16, 76-10-504, 76-10-523 and Utah Admin. Rule R657-5-13

Baiting (new this year)

In 2021, the Utah Legislature passed a new law (H.B. 295 Wildlife Modifications) that prohibits the baiting of big game for hunting purposes throughout Utah. (See the full definitions of "bait" and "baited area" on page 62.)

Unless you have special permission from the Division—in the form of a certificate of registration—it is now unlawful to do any of the following:

- Bait big game for hunting purposes
- Take big game in a baited area
- Take big game that has been lured to or is traveling from a baited area

If you have questions about this new law, please see our FAQ document, which will be located at wildlife.utah.gov/biggame by late July or contact your local Division office. (See the list of Division offices on page 2.)

Spotlighting

You may not use a spotlight, headlight or other artificial light to take or locate any protected wildlife (including big game) if you

No drones allowed

Utah Code § 23-20-3 and Utah Admin. Rule R657-5-14

Although drones are growing in popularity, it is illegal to use them to scout or hunt big game from 48 hours before any big game hunt begins through 48 hours after any big game hunting season ends.

have any of the following weapons in your possession:

- Rifle
- Shotgun
- Archery equipment
- Airgun
- Crossbow
- Muzzleloader

The use of a spotlight or other artificial light in any area where protected wildlife are generally found is considered probable cause of attempting to locate protected wildlife.

The provisions of this section do not apply to the use of the headlights of a motor vehicle, illuminated sight pins on a bow or other artificial light in a usual manner where there is no attempt or intent to locate protected wildlife.

In addition, the above restrictions do not apply to concealed firearm carriers, provided the person is not using the concealed firearm to hunt or take wildlife.

Use of vehicle or aircraft

Utah Code § 23-20-3 and Utah Admin. Rule R657-5-14

You may not use an airplane, drone or any other airborne vehicle or device, or any motorized terrestrial or aquatic vehicle (except a vessel)—including snowmobiles and other recreational vehicles—to take protected wildlife, including big game.

Also, you may not take protected wildlife that are being chased, harmed, harassed, rallied, herded, flushed, pursued or moved by an aircraft or any other vehicle or transportation device.

In addition, you may not use any type of aircraft—from 48 hours before any big game hunt begins in the area where you are flying through 48 hours after any big game hunting season ends in the area where you are flying—to locate, or attempt to observe or locate, any protected wildlife.

The provisions of this section do not apply to the operation of an aircraft, drone or other airborne vehicle or device used for the purposes of transporting hunters, equipment or legally harvested wildlife, provided the aircraft takes off and lands only from an improved airstrip, where there is no attempt or intent to locate protected wildlife.

Hunters who are transported by aircraft into an area may not hunt protected wildlife until the following day.

For the purposes of this section, “improved airstrip” means a take-off and landing area with

Finding a skull with antlers or horns attached

If you find a skull with the antlers or horns still attached, it’s possible the animal was poached. **Do NOT pick up or move the skull, or disturb any footprints or other evidence.** Instead, we encourage you to take the following steps:

- Take photos of the skull from a couple of angles
- Pinpoint the location of the skull (preferably its GPS coordinates)
- Call or visit a Division office to report your find
- Provide key details in your report

The Division will send a conservation officer to investigate if the animal was poached. If it’s clear that the animal died of natural causes, we may allow you to keep your find.

a graded or otherwise mechanically improved surface free of barriers or other hazards that is traditionally used by pilots for the purposes of air travel.

Use of dogs

Utah Code § 23-20-3 and Utah Admin. Rule R657-5-15

Dogs may not be used to take, chase, harm or harass big game. You may, however, use one blood-trailing dog—controlled by leash—to track wounded animals and aid in recovery. You may only use the tracking dog within 72 hours of shooting a big game animal and during lawful hunting hours.

Party hunting

Utah Code § 23-19-1 and Utah Admin. Rule R657-5-15

You may not take a big game animal for another person. For example, you cannot kill a big game animal, and then tag the animal with a tag that belongs to one of your hunting companions. This practice is called “party hunting,” and it’s illegal.

The only exception to this rule is if a mentor shares a permit and tag with a minor as part of the Hunter Mentoring program. For details on this program, please see the box on page 37.

Big game contests

Utah Code § 23-20-3 and Utah Admin. Rule R657-5-16

You may not enter a contest or hold a contest that is based on big game or its parts and that offers cash or prizes totaling more than \$500.

Tagging, transporting and exporting big game

Tagging requirements

Utah Code § 23-20-30 and Utah Admin. Rule R657-5-17

After you’ve taken a big game animal, you must tag the animal before moving the carcass or leaving the site of the kill.

To tag a big game animal, completely detach the tag from your big game permit and completely remove the three notches that

indicate the date the animal was taken and the sex of the animal. Then, attach the tag to the animal so that the tag remains securely fastened and visible.

You may not remove more than one notch indicating the date or sex, or tag more than one animal, using the same tag. Also, you may not hunt or pursue big game after any of the notches have been removed from the tag or the tag has been detached from your permit.

Your tag must remain with the largest portion of the animal’s meat until all of the meat has been eaten.

Transporting big game within Utah

Utah Admin. Rule R657-5-18

You must obey the following rules to transport big game in Utah:

- The head or sex organs of the animal you’ve taken must remain attached to the largest portion of its carcass.
- If you take an elk on a spike bull unit, the antlers must remain attached to the animal’s skull plate, and you must transport the skull plate and antlers with the carcass.
- You must accompany the carcass of any big game animal you’ve harvested, and you must have a valid permit that corresponds to the tag that’s attached to the carcass.

There is one exception to this rule: you may transport a big game animal you did not take if you obtain a shipping permit or a disposal receipt from the Division, or you have a donation slip. You may not donate big game in the field.

For more information, please see *Donating big game* on page 52.

Transporting big game out of Utah

Utah Admin. Rule R657-5-19

You may transport big game or its parts out of Utah if you accompany the big game

animal you harvested and you have a valid permit that corresponds to the tag on the animal. The tag must be attached to the largest portion of the carcass.

If you didn’t harvest the animal, you must obtain a shipping permit from the Division before taking the animal or its parts out of Utah.

Bringing big game into Utah

Utah Admin. Rule R657-5-42

Reminder: It is unlawful to import dead elk, moose, mule deer or white-tailed deer—or their parts—from any state or province that has deer or elk diagnosed with chronic wasting disease, except the following portions of the carcass:

- Meat that is cut and wrapped, either commercially or privately
- Quarters or other portions of meat (no part of the spinal column or head may be attached to the meat)
- Meat that is boned out
- Hides with no heads attached
- Skulls with antlers attached, so long as all brain matter and spinal column material is removed
- Antlers with no meat or tissue attached
- Upper canine teeth (also known as buglers, whistlers or ivories)
- Finished taxidermy heads

You can learn which areas in North America have been diagnosed with chronic wasting disease (CWD) by visiting wildlife.utah.gov/cwd or any Division office.

If you’re not a resident of Utah, you can transport harvested elk, mule deer and white-tailed deer from areas that have CWD. However, you may not leave any part of the harvested animal in Utah, and you may not stay more than 24 hours in the state. In addition, your deer or elk may not be processed in Utah.

Possession and use of big game

Donating big game

Utah Code § 23-20-9

The following are the only places you may donate, or give, a big game animal or its parts to another person:

- The residence of the donor
- The residence of the recipient
- A meat locker
- A storage plant
- A meat-processing facility

Can youth hunt during the early season?

If you're a youth with an any legal weapon permit, you may only hunt the early season if it's offered on your unit. The following hunting units are the **only** units with early-season any legal weapon buck deer hunts:

- Chalk Creek/East Canyon/Morgan-South Rich
- Fillmore
- Kamas
- Nine Mile
- North Slope (new hunt)
- Panguitch Lake
- Pine Valley
- Plateau, Fishlake
- Zion

If you're a youth who has drawn an any legal weapon buck deer permit for one of the above units—and you do not harvest a buck during the archery or muzzleloader seasons—you may hunt the unit listed on your permit during the early season (Oct. 13–17, 2021).

If your permit is not for one of the units listed above, you must wait to hunt the unit listed on your permit until the general any legal weapon buck deer season, which runs from Oct. 23–31, 2021.

A written statement of donation must be kept with the animal or its parts. The statement must show:

- The number and species of the wildlife or parts donated
- The date of donation
- The permit number of the donor
- The signature of the donor

There is one exception to these rules. You may donate the hide of a big game animal to another person or organization at any location, and a donation slip is not required.

Waste of game

Utah Code § 23-20-8

You may not waste any big game animal or permit it to be wasted or spoiled. (Waste means to abandon a big game animal or allow it to spoil or be used in a manner not normally associated with its beneficial use. For example, using the meat as fertilizer or for trapping bait is not considered a beneficial use of the meat.)

You must immediately kill any animal you wound and tag the animal.

Purchasing or selling big game or its parts

Utah Code § 23-20-3 and Utah Admin. Rule R657-5-20

You may not buy, sell or offer, or possess for sale, barter, exchange or trade, any big game animal or its parts. The only exceptions are the following:

- Antlers, heads and horns of legally taken big game may be bought or sold from Feb. 1 through July 31.
- Untanned hides of legally taken big game may be bought or sold from Aug. 1 through Jan. 31.
- Inedible byproducts of legally possessed big game—except for hides, antlers and horns—may be bought or sold any time of the year.
- Tanned hides of legally taken big game may be bought or sold any time of the year.
- Shed antlers and horns may be bought or

sold any time of the year.

- Protected wildlife that the Division obtains may be sold or donated by the Division or its agents (usually Utah State Surplus) any time of the year. Also, you may purchase or receive protected wildlife from the Division any time of the year.

If you sell or buy antlers, heads, horns or untanned hides, you must keep a record that states all of the following information:

- The name and address of the person who harvested the animal
- The date you sold or bought the items
- The permit number of the person who harvested the animal

There is one exception to this rule: scouting programs and other charitable organizations do not need to keep a transaction record if they're using untanned hides.

Possession of antlers and horns

Utah Admin. Rule R657-5-21

You may possess antlers or horns—or parts of antlers or horns—that were obtained:

- From lawfully harvested big game
- By lawfully meeting the requirements

listed in the previous section (i.e., *Purchasing or selling big game or its parts*)

- From lawfully gathered antlers or horns shed by big game animals

You may gather shed antlers or horns—or parts of shed antlers or horns—statewide, but there are a couple of seasonal requirements.

From Feb. 1 to April 15, you need an antler-gathering certificate on your person while collecting shed antlers or horns. You can obtain this certificate free of charge by visiting *wildlife.utah.gov* and completing an online education course. You do not need an antler-gathering certificate at any other time of the year.

Important: Do not trespass on closed areas or private lands to collect shed antlers or horns.

“Shed antlers” are antlers that a big game animal has dropped naturally as part of its annual life cycle. Shed antlers have a rounded base that's commonly called an antler button or burr.

A “shed horn” is the sheath from the horn of a pronghorn that the animal has dropped naturally as part of its annual life cycle. Pronghorn are the only big game animals that shed their horns.

Utah hunters helping condors

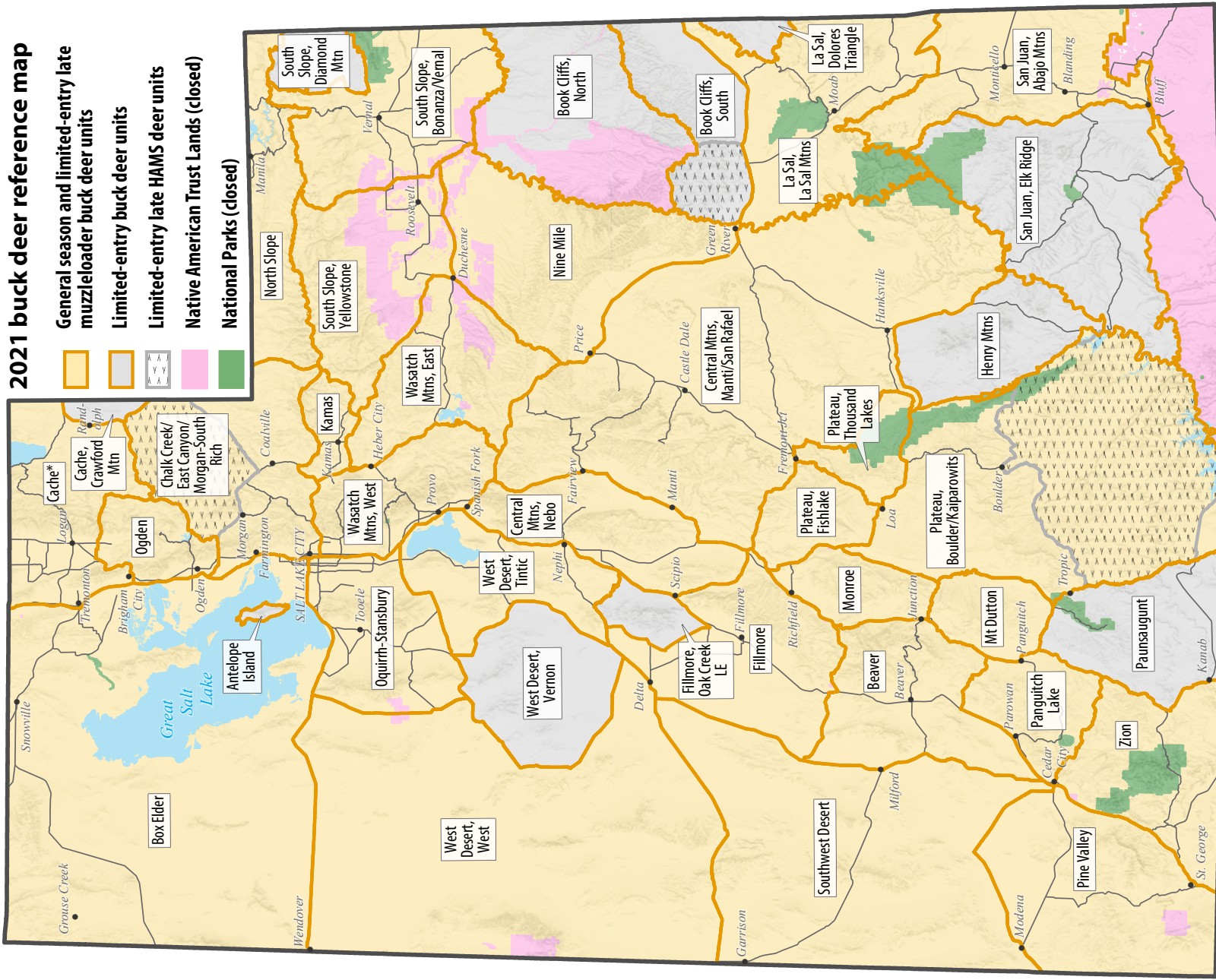
Since 2012, more than 10,000 hunters have joined the Division in a voluntary program to help California condors survive in southern Utah. Condors, some of the world's rarest and largest birds, feed on dead animals, including the remains of harvested game species—both large and small. Unfortunately, lead ammunition found in these remains can sicken and kill condors.

To keep condors from consuming lead as they scavenge game remains, the Division has partnered with The Peregrine Fund, the

National Park Service, Tracy Aviary, the U.S. Forest Service and the U.S. Fish and Wildlife Service to reduce lead on the landscape. Together, we offer incentives for hunters to voluntarily use non-lead ammunition in the Zion hunt unit, where condors spend most of their time.

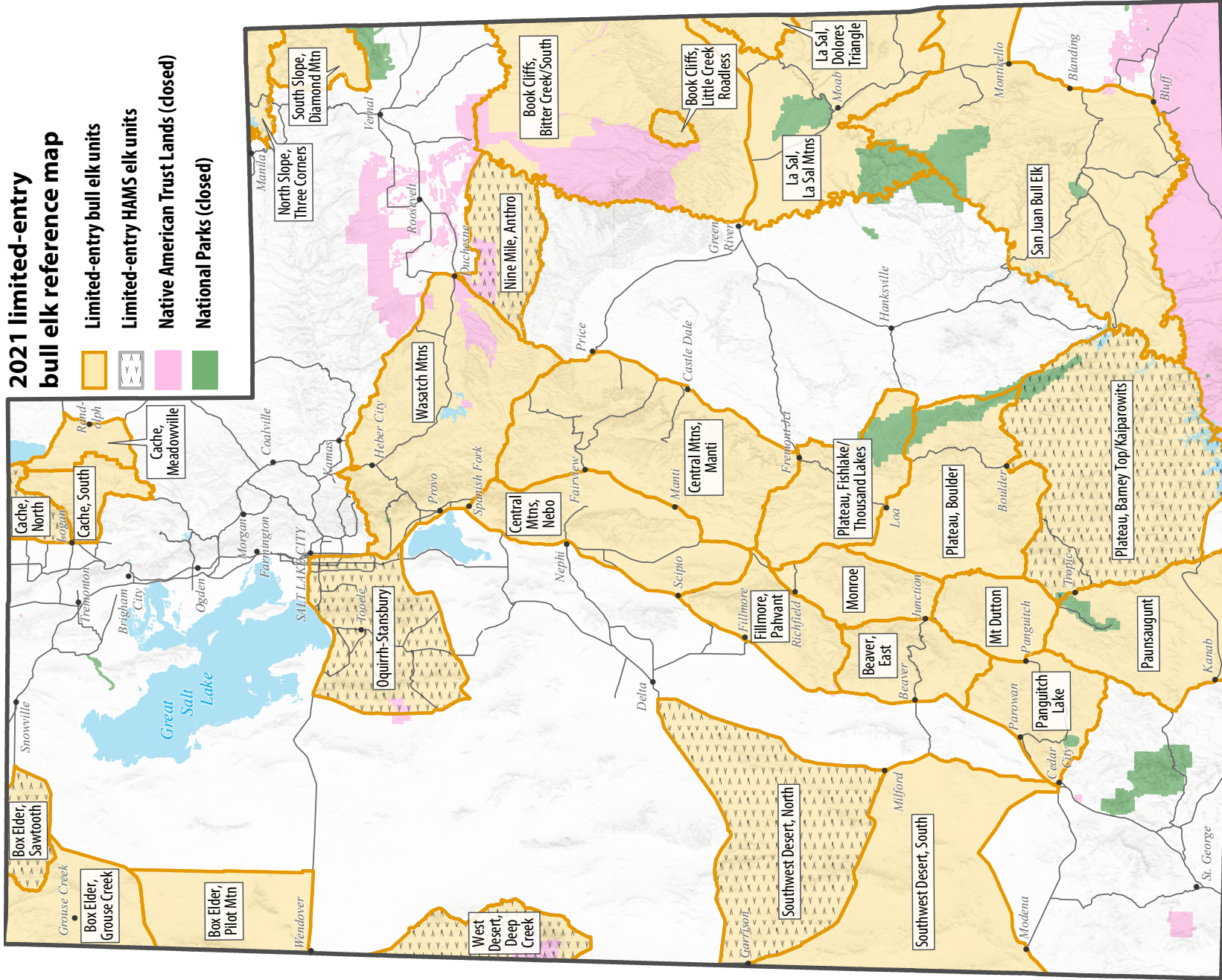
If you obtain a Zion unit big game permit for 2021, you will be eligible to obtain a **\$50 voucher for non-lead ammunition**. We will email you details about how to obtain and redeem your **free voucher**. Watch for the email so you can get your non-lead ammunition as soon as possible. For more information, visit *wildlife.utah.gov/condors* this summer.

2021 buck deer reference map



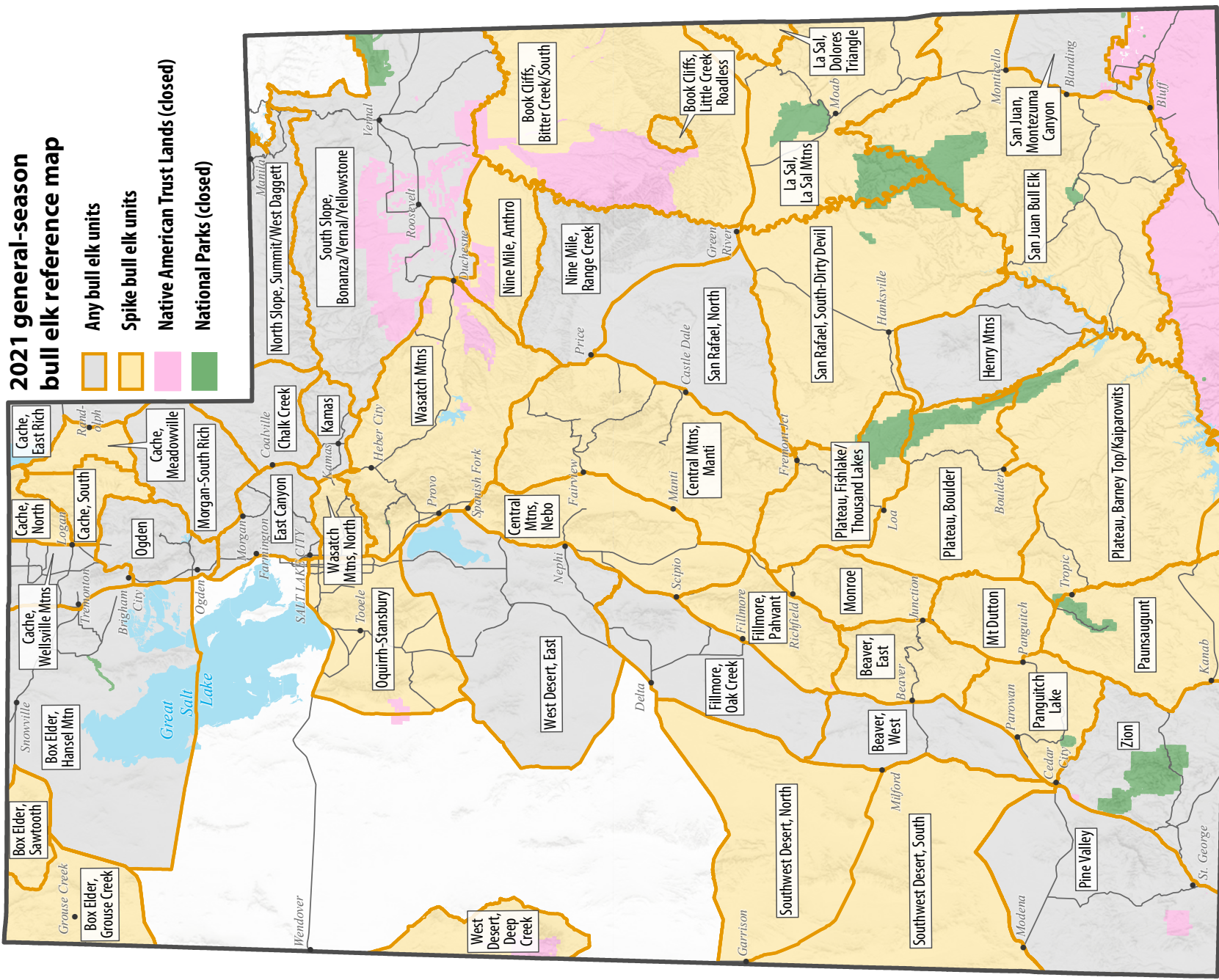
*During the general season, the Cache unit also includes the Cache, Crawford Mtn unit.

This map is for general reference only. Please visit wildlife.utah.gov/huntplanner for detailed boundary descriptions. All hunt units **exclude** deer CWMUS, Native American Trust Lands, National Parks and other areas closed to hunting.



This map is for general reference only. Please visit wildlife.utah.gov/huntplanner for detailed boundary descriptions. All hunt units **exclude** elk CWMUs, Native American Trust Lands, National Parks and other areas closed to hunting.

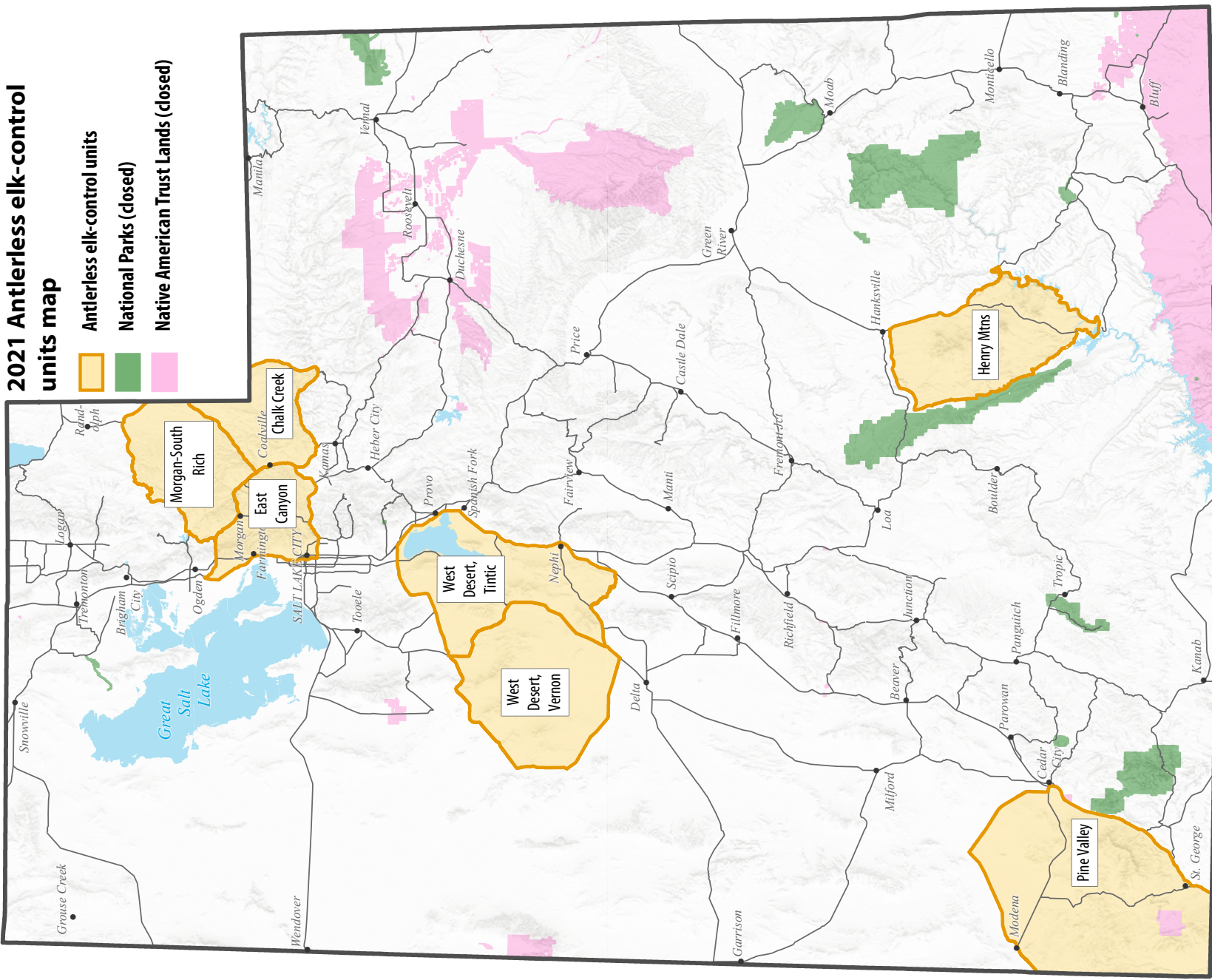
2021 general-season bull elk reference map



This map is for general reference only. Please visit wildlife.utah.gov/huntplanner for detailed boundary descriptions. All hunt units **exclude** elk CWMUs, Native American Trust Lands, National Parks and other areas closed to hunting.

2021 Antlerless elk-control units map

- Antlerless elk-control units
- National Parks (closed)
- Native American Trust Lands (closed)



This map is for general reference only. Please visit wildlife.utah.gov/huntplanner for detailed boundary descriptions. All hunt units **exclude** elk CWMUs, Native American Trust Lands, National Parks and other areas closed to hunting.

DEFINITIONS

Utah Code § 23-13-2 and Utah Admin. Rule R657-5-2 & R657-37

The following definitions explain terms used in this guidebook. The *2021 Utah Big Game Application* guidebook (published in December 2020) also contains definitions that focus on hunting, harvesting and possessing big game.

Any legal weapon means the weapons described under *Firearms and archery equipment* on page 42.

Arrow quiver means a portable arrow case that completely encases all edges of the broadheads.

Bait means intentionally placing food or nutrient substances to manipulate the behavior of wildlife for the purpose of taking or attempting to take big game. Bait does not include:

- the use of salt, mineral blocks or other commonly used types of livestock supplements placed in the field by agricultural producers for normal agricultural purposes; or
- standing crops, natural vegetation, harvested croplands or lands or areas where seeds or grains have been scattered solely as the result of a normal agricultural planting, harvesting, post-harvest manipulation or normal soil-stabilization practice.

Baited area means all land within a 50-yard radius of the site where bait is placed, including the site where bait is placed.

Big game means species of hoofed protected wildlife.

Buck deer means a deer with antlers longer than five inches.

Buck pronghorn means a pronghorn with horns longer than five inches.

Bull elk means an elk with antlers longer than five inches.

Bull moose means a moose with antlers longer than its ears.

Cactus buck means a buck deer with velvet covering at least 50 percent of the antlers during the season dates established by the Wildlife Board for a cactus buck deer hunt.

Carcass means the dead body of an animal or its parts.

Certificate of registration means a document issued under any rule or proclamation of the Wildlife Board granting authority to engage in activities not covered by a license, permit or tag.

CWMU means Cooperative Wildlife Management Unit.

Domicile means the place:

- where an individual has a fixed permanent home and principal establishment;
- to which the individual if absent, intends to return; and
- in which the individual and the individual's family voluntarily reside, not for a special or temporary purpose, but with the intention of making a permanent home.

To create a new domicile an individual must:

- abandon the old domicile; and
- be able to prove that a new domicile has been established.

Draw lock means a mechanical device used to hold and support the draw weight

of a conventional or compound bow at any increment of draw, until released by the archer using a trigger mechanism and safety attached to the device.

Drone means an autonomously controlled, aerial vehicle of any size or configuration that is capable of controlled flight without a human pilot aboard.

Ewe means a female bighorn sheep or any bighorn sheep younger than one year of age.

Handgun-archery-muzzleloader-shotgun-only hunt (HAMS hunt) means a limited-entry hunt with very specialized weapon requirements. Before you apply for one of these hunts, see page 21 or review *R657-5-48* at wildlife.utah.gov to confirm whether the weapon you want to use is legal for the hunt.

Highway means the entire width between property lines of every way or place of any nature when any part of it is open to the use of the public as a matter of right for vehicular travel.

Hunter's choice means either sex may be taken.

Hunting means to take or pursue a reptile, amphibian, bird or mammal by any means.

Limited-entry hunt means any hunt that is identified as limited-entry and listed in the hunt table of this guidebook, and that does not include general or once-in-a-lifetime hunts.

Limited-entry permit means any permit obtained for a limited-entry hunt by any means, including multi-season premium limited-entry permits, premium limited-entry permits, multi-season limited-entry permits,

limited-entry permits, cactus buck permits, management buck permits, handgun-archery-muzzleloader-shotgun-only permits, conservation permits, expo permits, sportsman permits, CWMU permits and limited-entry landowner permits.

Nonresident means a person who does not qualify as a resident.

Once-in-a-lifetime hunt means any hunt that is identified as once-in-a-lifetime and listed in the hunt table of this guidebook, and that does not include general or limited-entry hunts.

Once-in-a-lifetime permit means any permit obtained for a once-in-a-lifetime hunt by any means, including conservation permits, expo permits, sportsman permits, CWMU permits and limited-entry landowner permits.

Permit means a document, including a stamp, which grants authority to engage in specific activities under the Wildlife Resources Code or a rule or proclamation of the Wildlife Board.

Possession means actual or constructive possession.

Private lands means, for the purposes of this guidebook, any land owned in fee by an individual or legal entity, **excluding the following types of lands:** land owned by the state or federal government; land owned by a county or municipality; land owned by a Native American tribe; land enrolled in a Cooperative Wildlife Management Unit under *R657-37*; and land where public access for big game hunting has been secured.

Qualifying minor means a Utah resident who is under 18 at the time of application for the Mentor Program and who is otherwise eligible to lawfully hunt.

Ram means a male desert bighorn sheep or Rocky Mountain bighorn sheep older than one year of age.

Resident means a person who has a domicile (fixed permanent home and principal establishment) in Utah for six consecutive months immediately preceding the purchase of a license or permit, AND DOES NOT claim residency for hunting, fishing or trapping in any other state or country.

An individual retains Utah residency if he or she leaves Utah to serve in the armed forces of the United States, or for religious or educational purposes, and does NOT claim residency for hunting, fishing or trapping in any other state or country.

Members of the armed forces of the United States and dependents are residents as of the date the member reports for duty under assigned orders in Utah, if:

- the member is NOT on temporary duty in Utah and does NOT claim residency for hunting, fishing or trapping in any other state or country.
- the member presents a copy of his or her assignment orders to a Division office to verify the member's qualification as a resident.

A nonresident attending an institution of higher learning in Utah as a full-time student may qualify as a resident if the student has been present in Utah for 60 consecutive days immediately preceding the purchase of the license or permit and does NOT claim residency for hunting, fishing or trapping in any other state or country.

A Utah resident license or permit is invalid if a resident license for hunting, fishing or trapping is purchased in any other state or country.

An individual DOES NOT qualify as a resident if he or she is an absentee landowner paying property tax on land in Utah.

Sell means to offer or possess for sale, barter, exchange or trade, or the act of selling, barter-
64

ing, exchanging or trading.

Shed antlers are antlers that a big game animal has dropped naturally as part of its annual lifecycle.

Shed horns are the sheaths from the horns of a pronghorn that the animal has dropped naturally as part of its annual lifecycle. Pronghorn are the only big game animals that shed their horns.

Spike bull means a bull elk which has at least one antler beam with no branching above the ears. Branched means a projection on an antler longer than one inch, measured from its base to its tip.

Spoiled means impairment of the flesh of wildlife which renders it unfit for human consumption.

Tag means a card, label or other identification device issued for attachment to the carcass of protected wildlife.

Take means to:

- hunt, pursue, harass, catch, capture, possess, angle, seine, trap or kill any protected wildlife; or
- attempt any of the above actions.

Vessel means every type of watercraft, other than a seaplane on the water, used or capable of being used as a means of transportation on water.

Waste means to abandon protected wildlife or to allow protected wildlife to spoil or to be used in a manner not normally associated with its beneficial use.

Wildlife document means a permit to hunt protected wildlife or Division-issued authorization to share such a permit.

Youth means someone who is 17 years old or younger on July 31 of any given year.